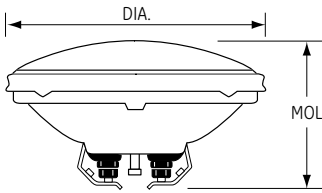


Halogen Lamps

Bulb Identification	2-2	MR	Turn & Lock ConstantColor®	2-10	Incandescent
Filament Identification	2-2	ConstantColor® Precise™ Cover Glass MR16.....	2-10		
Base Identification	2-2	ConstantColor® Precise™ MR16	2-10	Halogen	
Introduction	2-3	Precise™ Cover Glass IR MR16.....	2-11		
Product Information	2-3	Standard MR16.....	2-11		
Section Headings	2-4	Standard MR16 Cover Glass.....	2-11		
Halogen Brand Name Cross-Reference	2-4	Standard MR11	2-11		
Halogen PAR38 Lamps		120V GU10.....	2-12	High Intensity Discharge	
HIR™ Silv-IR.....	2-5	Quartz Halogen			
HIR™ Plus(+)	2-5	Low Voltage.....	2-12	Fluorescent	
HIR™ XL® (UltraLong Life).....	2-5	High Voltage.....	2-12		
HIR™	2-5	Quartzline®			
Long Life PAR38.....	2-5	HIR™ Recessed Single Contact (R7s).....	2-13		
Halogen Plus.....	2-6	Halogen G9.....	2-13		
Standard Halogen	2-6	Halogen Double Contact Bayonet (BA15d).....	2-13		
Cool Beam PAR38.....	2-6	Halogen Recessed Single Contact (R7s).....	2-13		
Quartzline® PAR38.....	2-6	Halogen PAR56.....	2-14		
Halogen Compact PAR Lamps		Halogen PAR64	2-14		
Compact HIR™	2-6	Halogen Miniature Candelabra Screw (E11)	2-14		
Compact HIR™ PAR30 Long Neck.....	2-6	Other.....	2-15		
Compact PAR30 Long Neck	2-6	Airport	2-15	Compact Fluorescent	
Compact PAR30.....	2-7	Tubular Quartz Heat			
Compact PAR20.....	2-7	Sleeve.....	2-16		
Halogen Compact PAR16.....	2-7	Recessed Single Contact (R7s).....	2-16	LED Lamps and Systems	
Compact PAR36.....	2-7	Other.....	2-17		
Halogen Reflector		General Information	2-18	Stage and Studio	
HIR™	2-7	Operating Notes	2-18		
Standard Halogen	2-7	Warning and Caution Notices	2-19	Miniature and Sealed Beam	
A-Line/Decorative		Cross-Reference	2-20		
A-15.....	2-8			Projection	
A-19.....	2-8				
A-21.....	2-8				
TB19	2-8				
BTT.....	2-8				
Traditional Decorative.....	2-9				
Flame.....	2-9				
Globe	2-9				
T-Shape	2-9				
Landscape Lighting	2-9				
AR70	2-10				
AR111	2-10				

Halogen Lamps

Bulb Identification



DIA. in.: Diameter of bulb at widest point.

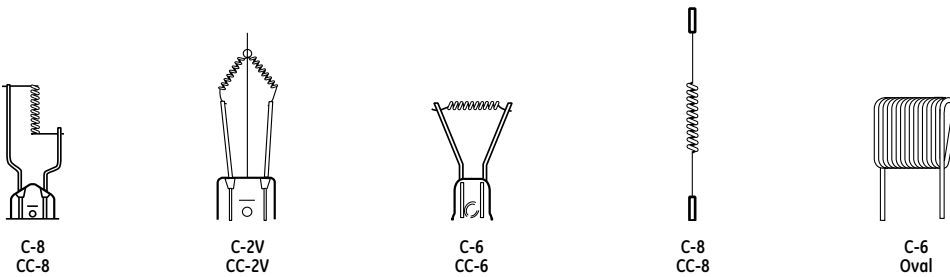
MOL in.: Maximum Overall Length including base or pins.

LCL in.: Distance between the center of the filament and the Light Center Length reference plane.

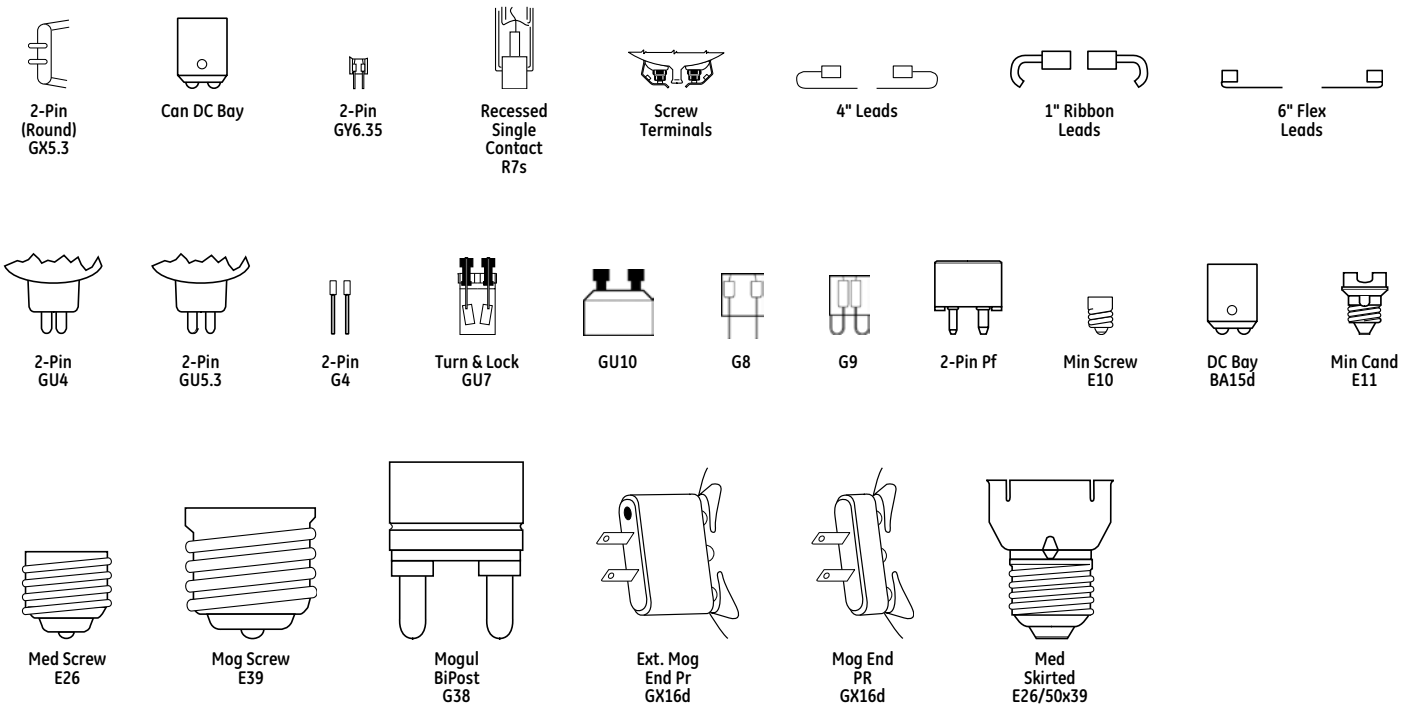
Note: Lamp drawings are not drawn to scale. Be sure to check size and dimension information when identifying each lamp.

To convert inches to millimeters, multiply the dimension (in inches) by 25.4 (i.e. 1.5" x 25.4 = 38.1 mm).

Filament Identification



Base Identification



Introduction

Halogen lamps provide a small, white light source with excellent color rendering. Unlike standard incandescent lamps, halogen lamps use a halogen gas which allows the bulbs to burn longer without sacrificing light output.

Compared to incandescent lamps, halogen lamps provide:

- Crisp, white light
- Excellent beam control
- Compact size
- High lumen maintenance
- Long life

Product Information

PAR38 vs. Standard Halogen

HIR™ Silv-IR (pg 2-5)

- Up to 25% more efficient
- Up to 50% longer life – 4000 hours

HIR™ Plus (PAR38) (pg 2-5)

- Up to 36% in energy savings
- Up to 50% longer life – 4200 hours

HIR XL® UltraLong Life (PAR38) (pg 2-5)

- Up to 20% energy savings
- Ultra long life – 6000 hours

HIR™ (PAR38) (pg 2-5)

- Up to 28% more efficient
- Up to 22% energy savings
- Up to 50% longer life – 4000 hours

Halogen Plus (PAR38) (pg 2-6)

- Longer life than standard halogen – 3000 hours
- Wide variety of wattages and beam spreads

Standard Halogen (PAR38) (pg 2-6)

- Crisp, white light
- Life – 2000 hours

HIR™ XL® (PAR30) (pg 2-6)

- Up to 10% energy savings
- Ultra long life – 6000 hours

Halogen Compact PAR Lamps

Compact HIR™ (PAR30) (pg 2-6)

- Long life – 4000 hours

Compact PAR30 Long Neck (pg 2-6)

- Energy-efficient replacement for R30 lamps
- Ideal for recessed fixtures

Compact PAR Halogen (PAR30/PAR20) (pg 2-7)

- Small size for “low profile” fixture
- Energy-efficient replacement for R20/R30 lamps
- Long life – 3000 hours

MR

Turn & Lock (TAL) ConstantColor® (MR16) (pg 2-10)

- User-friendly base...easy to install and remove
- Over 90% maintained light over life
- Excellent color maintenance
- Suitable for use in open fixtures

ConstantColor® Precise™ Cover Glass (MR16) (pg 2-10)

- Cover glass lens protects bulb from dust and dirt
- Suitable for use in open fixtures

ConstantColor® Precise™ (MR16) (pg 2-10)

- Precise beam control
- Excellent color maintenance
- Over 90% maintained light output over life
- Long life – up to 6000 hours (50-watt)

Precise™ Cover Glass IR (MR16) (pg 2-11)

- Energy-saving MR16
- 5000 hour lamp life

Standard MR (MR16/MR11) (pg 2-11)

- Small size for “low profile” look
- Crisp, white light

Linear Quartz

Linear Quartzline® HIR™ (pg 2-13)

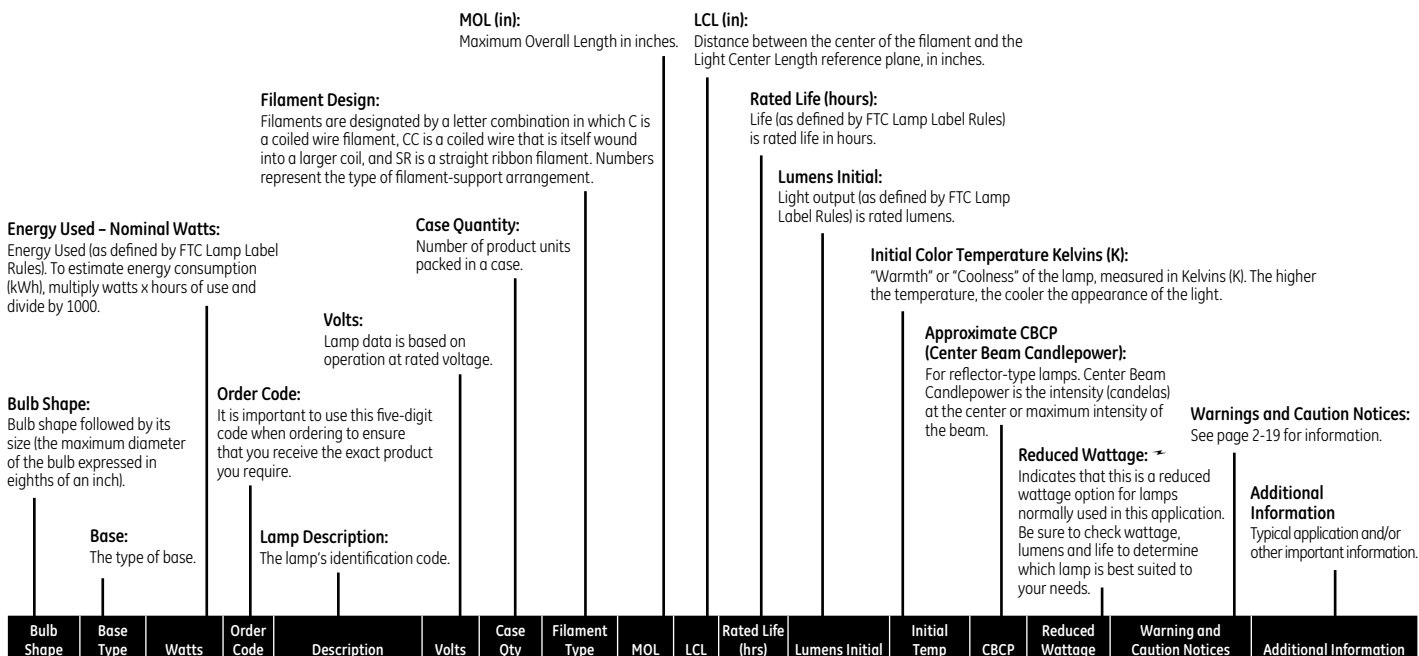
- 30%-40% energy cost savings vs. standard quartz lamps
- 95% maintained light output over life
- Cooler operation increases fixture life

Halogen Lamps

Headings in this catalog section

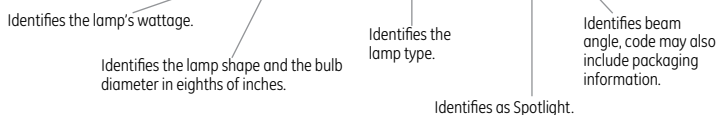
The following terms and descriptions can help you when checking Halogen lamp specifications and when ordering products. Within each product line, lamps are divided into families. Within families,

lamps are listed by wattage. In each of these groups, lamps are listed alphabetically by bulb shape.



Bulb Shape	Base Type	Watts	Order Code	Description	Volts	Case Qty	Filament Type	MOL	LCL	Rated Life (hrs)	Lumens Initial	Initial Temp	CBCP	Reduced Wattage	Warning and Caution Notices	Additional Information
Halogen Par 38 Lamps																
Retail HIR™ & Silv-ir																
PAR38	Med Skirt	50	46168	50PAR/HIR/S/SP10	120	12		5.31		4000	800	2750	140000	↔	1a,2a,4f,9a,10c	Spotlight - Heavy Duty Filament

50 PAR / HIR / SP 10








Halogen Brand Name Cross-reference

GE	Osram/Sylvania	Philips
HIR™ Silv-IR	—	Energy Advantage, IRC
HIR™ PLUS	—	Long Life IRC
HIR/XL™ PAR	—	—
HIR™ PAR	Capsylite® PAR IR™	Masterline™ IRC
Halogen Plus PAR	Capsylite® PAR	Masterline™ 2500
Standard Halogen PAR	Capsylite® PAR	Masterline™ 2000
Compact PAR	Capsylite® PAR	Masterline™ PAR
Turn & Lock (TAL) ConstantColor®	—	—
ConstantColor® Precise™	Tru-Aim Titan®	Continuum Color®
Precise™ IR	Tru-Aim® IR™	Masterline™ ES IRC
Standard MR16	Tru-Aim®	Continuum®
Halogen A-Line	Capsylite® A-Line (Midbreak)	Halogena®








ATTENTION: This brand-name cross reference chart is provided only as a quick reference. Other lamp company brand listings may only represent a near equivalent, versus an identical match to GE Lighting brands. Individual lamp manufacturers' performance specifications should be consulted. Lamp performance may be affected by environmental conditions, and/or other auxiliary equipment.









WHEN YOU DON'T KNOW THE LAMP DESCRIPTION

1. Identify bulb shape next to lamp information.
2. Measure bulb diameter using ruler in Appendix section page A-1 to determine width in eighths of an inch.
3. Identify base type using table on page 2-2.
4. Find your lamp in the table containing the bulb shape, size and base, which are all listed by wattage.

Bulb Shape	Base Type	Watts	Order Code	Description	Volts	Case Qty	Filament Type	MOL (in)	LCL (in)	Rated Life (hrs)	Initial Lumens	Initial Color Temp	CBCP	Reduced Wattage	Warning and Caution Notices	Additional Information
Halogen PAR 38 Lamps																
HIR™ Silv-IR																
	Med Skirt	50	46168	50PAR/HIR/S/SP10	120	12	CC-8	5.31		4000	800	2750	14000	*	1a,2a,4f,9a,10c	Spotlight - Heavy Duty Filament
		50	46167	50PAR/HIR/S/FL25	120	12	CC-8	5.31		4000	800	2750	3400	*	1a,2a,4f,9a,10c	Spotlight - Heavy Duty Filament
		60	46165	60PAR/HIR/S/SP10	120	12	CC-8	5.31		4000	1050	2800	17000	*	1a,2a,4f,9a,10c	Spotlight - Heavy Duty Filament
		60	46166	60PAR/HIR/S/FL30	120	12	CC-8	5.31		4000	1050	2800	2800	*	1a,2a,4f,9a,10c	Spotlight - Heavy Duty Filament
HIR™ Plus(+)																
	Med Skirt	45	90512	45PAR/HIR+/SP10	120	12	CC-8	5.31		4200	870	2750	14100	*	1a,2a,4f,9a,10c	Spotlight
		45	90513	45PAR/HIR+/FL25	120	12	CC-8	5.31		4200	870	2750	3500	*	1a,2a,4f,9a,10c	Floodlight
		48	90515	48PAR/HIR+/SP10	120	12	CC-8	5.31		4200	970	2750	15500	*	1a,2a,4f,9a,10c	Spotlight
		48	90519	48PAR/HIR+/FL25	120	12	CC-8	5.31		4200	970	2750	3800	*	1a,2a,4f,9a,10c	Floodlight
		55	71446	55PAR/HIR+/SP10	120	12	CC-8	5.31		4200	1120	2750	17500	*	1a,2a,4f,9a,10c	Spotlight
		55	71598	55PAR/HIR+/FL25	120	12	CC-8	5.31		4200	1120	2750	4100	*	1a,2a,4f,9a,10c	Floodlight
		60	90520	60PAR/HIR+/SP10	120	12	CC-8	5.31		4200	1260	2800	19000	*	1a,2a,4f,9a,10c	Spotlight
		60	90529	60PAR/HIR+/FL25	120	12	CC-8	5.31		4200	1260	2800	4700	*	1a,2a,4f,9a,10c	Floodlight
		67	90601	67PAR/HIR+/SP10	120	12	CC-8	5.31		4200	1500	2750	22000	*	1a,2a,4f,9a,10c	Spotlight
		67	90602	67PAR/HIR+/FL25	120	12	CC-8	5.31		4200	1500	2800	5000	*	1a,2a,4f,9a,10c	Floodlight
		83	90605	83PAR/HIR+/SP10	120	12	CC-8	5.31		4000	2030	2850	30000	*	1a,2a,4f,9a,10c	Spotlight
		83	90606	83PAR/HIR+/FL25	120	12	CC-8	5.31		4200	2030	2850	7000	*	1a,2a,4f,9a,10c	Floodlight
		HIR XL® (UltraLong Life)														
	Med Skirt	45	40793	45PAR/HIR/SP12XL	120	6	CC-8	5.31		6000	600	2680	7000	*	1a,2a,4f,9a,10c	Spotlight, Long Life
		45	40790	45PAR/HIR/FL40XL	120	6	CC-8	5.31		6000	600	2680	1300	*	1a,2a,4f,9a,10c	Floodlight, Long Life
		55	40794	55PAR/HIR/SP12XL	120	6	CC-8	5.31		6000	800	2680	9000	*	1a,2a,4f,9a,10c	Spotlight, Long Life
		55	40792	55PAR/HIR/FL40XL	120	6	CC-8	5.31		6000	800	2680	2000	*	1a,2a,4f,9a,10c	Floodlight, Long Life
		90	40795	90PAR/HIR/SP12XL	120	6	CC-8	5.31		6000	1470	2800	17000	*	1a,2a,4f,9a,10c	Spotlight, Long Life
		90	40791	90PAR/HIR/FL40XL	120	6	CC-8	5.31		6000	1470	2800	2800	*	1a,2a,4f,9a,10c	Floodlight, Long Life
HIR™																
	Med Skirt	50	40937	50PAR/HIR/SP6	120	12	CC-8	5.31		3000	800	2810	20000	*	1a,2a,4f,9a,10c	Spotlight
		50	12396	50PAR/HIR/SP9	120	12	CC-8	5.31		3000	800	2810	16000	*	1a,2a,4f,9a,10c	Spotlight
		50	12397	50PAR/HIR/FL25	120	12	CC-8	5.31		3000	800	2810	3400	*	1a,2a,4f,9a,10c	Floodlight
		50/46	22850	50PAR/HIR/FL25	130/120	12	CC-8	5.31		3000/6000	800/600	2810	3400	*	1a,2a,4f,9a,10c	Floodlight
		60	18627	60PAR/HIR/SP10	120	12	CC-8	5.31		3000	1050	2850	17000	*	1a,2a,4f,9a,10c	Spotlight
		60/54	18629	60PAR/HIR/SP10	130/120	12	CC-8	5.31		3000/6000	1050/800	2850	17000	*	1a,2a,4f,9a,10c	Spotlight
		60	11878	60PAR/HIR/FL30-6PK	120	6	CC-8	5.31		3000	1050	2850	2800	*	1a,2a,4f,9a,10c	Spotlight
		60	18626	60PAR/HIR/FL30	120	12	CC-8	5.31		3000	1050	2850	2800	*	1a,2a,4f,9a,10c	Floodlight
		60/54	18628	60PAR/HIR/FL30	130/120	12	CC-8	5.31		3000/6000	1050/800	2850	2800	*	1a,2a,4f,9a,10c	Floodlight
		60	10467	60PAR/HIR/FL40	120	12	CC-8	5.31		3000	1050	2850	1700	*	1a,2a,4f,9a,10c	Floodlight
		60	20947	60PAR/HIR/WFL	120	12	CC-8	5.31		3000	1050	2850	1100	*	1a,2a,4f,9a,10c	Wide Floodlight
		60/54	20948	60PAR/HIR/WFL	130/120	12	CC-8	5.31		3000/6000	1050/800	2850	1100	*	1a,2a,4f,9a,10c	Wide Floodlight
		70	46367	70PAR/HIR/SP10	120	12	CC-8	5.31		3000	1260	2900	19000	*	1a,2a,4f,9a,10c	Spotlight
		70/64	46369	70PAR/HIR/SP10	130/120	12	CC-8	5.31		3000/6000	1260/950	2900	19000	*	1a,2a,4f,9a,10c	Spotlight
		70	46368	70PAR/HIR/FL25	120	12	CC-8	5.31		3000	1260	2900	4700	*	1a,2a,4f,9a,10c	Floodlight
		70/64	46370	70PAR/HIR/FL25	130/120	12	CC-8	5.31		3000/6000	1260/950	2900	4700	*	1a,2a,4f,9a,10c	Floodlight
		70	16239	70PAR/HIR/FL25-60	120	6	CC-8	5.31		3000	1260	2900	4700	*	1a,2a,4f,9a,10c	Floodlight
		80	27216	80PAR/HIR/SP10	120	12	CC-8	5.31		3000	1500	2900	22000	*	1a,2a,4f,9a,10c	Spotlight
		80	27217	80PAR/HIR/SP12	120	12	CC-8	5.31		3000	1500	2900	17500	*	1a,2a,4f,9a,10c	Spotlight
		80	27218	80PAR/HIR/FL25	120	12	CC-8	5.31		3000	1500	2900	5000	*	1a,2a,4f,9a,10c	Floodlight
		100	18635	100PAR/HIR/SP10	120	12	CC-8	5.31		3000	2030	2900	30000	*	1a,2a,4f,9a,10c	Spotlight
		100	11885	100PAR/HIR/SP10K	120	6	CC-8	5.31		3000	2030	2900	30000	*	1a,2a,4f,9a,10c	Spotlight
		100/88	18636	100PAR/HIR/SP10	130/120	12	CC-8	5.31		3000/6000	2030/1470	2900	30000	*	1a,2a,4f,9a,10c	Spotlight
		100	11883	100PAR/HIR/FL25-6P	120	6	CC-8	5.31		3000	2030	2900	7000	*	1a,2a,4f,9a,10c	Floodlight
100	18631	100PAR/HIR/FL25	120	12	CC-8	5.31		3000	2030	2900	7000	*	1a,2a,4f,9a,10c	Floodlight		
100/88	18633	100PAR/HIR/FL25	130/120	12	CC-8	5.31		3000/6000	2030/1470	2900	7000	*	1a,2a,4f,9a,10c	Floodlight		
100	10473	100PAR/HIR/FL40	120	12	CC-8	5.31		3000	2030	2900	3400	*	1a,2a,4f,9a,10c	Floodlight		
Long Life PAR38																
	Med Skirt	45	20757	45PAR/SP10XL-OD	120	6	CC-8	5.31		6000	520.00	2700	8000		1a,2a,4f,9a,10c	Spotlight, Long Life
		45	20758	45PAR/FL25XL-OD	120	6	CC-8	5.31		6000	520.00	2700	2000		1a,2a,4f,9a,10c	Floodlight, Long Life
		90	20759	90PAR/SP10XL-OD	120	6	CC-8	5.31		6000	1310	2800	20000		1a,2a,4f,9a,10c	Spotlight, Long Life
		90	20763	90PAR/FL25XL-OD	120	6	CC-8	5.31		6000	1310	2800	4700		1a,2a,4f,9a,10c	Floodlight, Long Life






Halogen Lamps










Bulb Shape	Base Type	Watts	Order Code	Description	Volts	Case Qty	Filament Type	MOL (in)	LCL (in)	Rated Life (hrs)	Initial Lumens	Initial Color Temp	CBCP	Reduced Wattage	Warning and Caution Notices	Additional Information
Halogen PAR 38 Lamps (continued)																
Halogen Plus																
	Med Skirt	45	17470	45PAR/H/SP10	120	6	CC-8	5.31		2500	540	2750	8000	*	1a,2a,4f,9a,10c	Spotlight
		45/40	16229	45PAR/H/SP10	130/120	12	CC-8	5.31		2500/5000	540/410	2750	8000	*	1a,2a,4f,9a,10c	Spotlight
		45	17471	45PAR/H/FL25-6PK	120	6	CC-8	5.31		2500	540	2750	2000	*	1a,2a,4f,9a,10c	Floodlight
		45/40	16231	45PAR/H/FL25	130/120	12	CC-8	5.31		2500/5000	540/410	2750	2000	*	1a,2a,4f,9a,10c	Floodlight
		60	25266	60PAR/H/SP10	120	12	CC-8	5.31		3000	800	2800	13000		1a,2a,4f,9a,10c	Spotlight
		60	25269	60PAR/H/FL25	120	12	CC-8	5.31		3000	800	2800	3200		1a,2a,4f,9a,10c	Floodlight
		60/54	25271	60PAR/H/FL25	130/120	12	CC-8	5.31		3000/6000	800/608	2800	3200		1a,2a,4f,9a,10c	Floodlight
		75	14751	75PAR/H/SP9-6PK	120	6	CC-8	5.31		2500	1050	2850	18000		1a,2a,4f,9a,10c	Spotlight
		75	14748	75PAR/H/FL25-6PK	120	6	CC-8	5.31		2500	1050	2850	4000		1a,2a,4f,9a,10c	Floodlight
		75	81864	75PAR38HFL25/RVL	120	6	CC-8	5.31		2500	950		3200		1a,2a,4f,9a,10c	Reveal®, Floodlight
		75/66	21389	75PAR/H/FL25	130/120	12	CC-8	5.31		2500/5000	1050/800	2850	4000		1a,2a,4f,9a,10c	Floodlight
		90	17450	90PAR/H/SP10-6PK	120	6	CC-8	5.31		2500	1310	2900	20000		1a,2a,4f,9a,10c	Spotlight
		90/79	13311	90PAR/H/SP10	130/120	12	CC-8	5.31		2500/5000	1310/1000	2900	20000		1a,2a,4f,9a,10c	Spotlight
		90	17451	90PAR/H/FL25-6PK	120	6	CC-8	5.31		2500	1310	2900	4700		1a,2a,4f,9a,10c	Floodlight
		90/79	13308	90PAR/H/FL25	130/120	12	CC-8	5.31		2500/5000	1310/1000	2900	4700		1a,2a,4f,9a,10c	Floodlight
		90	22742	90PAR/H/FL-TWIN	120	3	CC-8	5.31		2500	1310	2900	4700		1a,2a,4f,9a,10c	Floodlight
90	25727	90PAR/H/WFL-120V	120	12	CC-8	5.31		2500	1310	2900	2475		1a,2a,4f,9a,10c	Wide Floodlight		
120	41632	120PAR/H/SP9	120	6	CC-8	5.31		2500	1900	2950	18000		1a,2a,4f,9a,10c	Narrow Spot		
120	41631	120PAR/H/FL30	120	6	CC-8	5.31		2500	1900	2950	4000		1a,2a,4f,9a,10c	Floodlight		
Standard Halogen																
	Med Skirt	50	17980	50PAR/H/SP10-6PK	120	6	CC-8	5.31		2000	600	2750	9500		1a,2a,4f,9a,10c	Spotlight
		50	17979	50PAR/H/FL25-6PK	120	6	CC-8	5.31		2000	600	2750	2200		1a,2a,4f,9a,10c	Floodlight
		50	25948	50PAR/H/FL-TWIN	120	3	CC-8	5.31		2000	600	2750	2200		1a,2a,4f,9a,10c	Floodlight
		50/46	17926	50PAR/H/FL	130/120	12	CC-8	5.31		2000/4000	600/450	2750	2200		1a,2a,4f,9a,10c	Floodlight
		100	17992	100PAR/H/SP10	120	6	CC-8	5.31		2000	1500	2900	22000		1a,2a,4f,9a,10c	Spotlight
		100	17986	100PAR/H/FL25	120	6	CC-8	5.31		2000	1500	2900	5000		1a,2a,4f,9a,10c	Floodlight
		100	25679	100PAR/H/FL-TWIN	120	3	CC-8	5.31		2000	1500	2900	5000		1a,2a,4f,9a,10c	Floodlight
		100/88	17947	100PAR/H/FL25	130/120	12	CC-8	5.31		2000/4000	1500/1150	2900	5000		1a,2a,4f,9a,10c	Floodlight
		Cool Beam PAR38														
	Med Skirt	90	17691	90PAR/CB/H/FL25	120	12	CC-8	5.31		2500	1260	2870	4100		1a,2a,2c,4f,9a,10c	Floodlight
Quartzline®																
	Med Skirt	250	23719	Q250PAR/SP10	120	12	CC-8	5.31		4200	3600	2880	40000		1a,2a,2j,4b,4f,4g,4h,9a,10c	Spotlight
		250	23718	Q250PAR/FL30	120	12	CC-8	5.31		4200	3600	2880	9000		1a,2a,2j,4b,4f,4g,4h,9a,10c	Floodlight
Halogen Compact PAR Lamps																
Compact HIR™																
	Med	45	41545	45PAR30HIR/SP9XL	120	15	CC-8	3.62		6000	620	2680	9750	*	1a,2a,4f,4h,9a,10c	Spotlight
		45	41547	45PAR30HIR/FL25X	120	15	CC-8	3.62		6000	620	2680	2025	*	1a,2a,4f,4h,9a,10c	Floodlight
		45	41550	45PAR30HIR/FL35X	120	15	CC-8	3.62		6000	620	2680	1125	*	1a,2a,4f,4h,9a,10c	Floodlight
		50	19902	50PAR30HIR/SP9	120	15	CC-8	3.62		4000	825	2810	15000		1a,2a,4f,4h,9a,10c	Spotlight
		50	19901	50PAR30HIR/FL25	120	15	CC-8	3.62		4000	825	2810	3200		1a,2a,4f,4h,9a,10c	Floodlight
		50/46	21533	50PAR30HIR/FL25	130/120	15	CC-8	3.62		3000/6000	825/620	2810	3200		1a,2a,4f,4h,9a,10c	Floodlight
		50	19900	50PAR30HIR/FL35	120	15	CC-8	3.62		4000	825	2810	2700		1a,2a,4f,4h,9a,10c	Floodlight
		50/46	19903	50PAR30HIR/FL35	130/120	15	CC-8	3.62		3000/6000	825/320	2810	2700		1a,2a,4f,4h,9a,10c	Floodlight
Compact HIR™ PAR30 Long Neck																
	Med	48	73546	48PAR30L/HIR+/FL	120	6	CC-8	4.75		4200	850	2750	2500		1a,2a,4f,4h,9a,10c	Floodlight
		48	74779	48PAR30L/HIR+/SP	120	6	CC-8	4.75		4200	850	2750	9500		1a,2a,4f,4h,9a,10c	Spotlight
Compact PAR30 Long Neck																
	Med	50	14940	50PAR30L/H/SP10	120	6	CC-8	4.75		3000	580	2800	7500		1a,2a,4f,4h,9a,10c	Spotlight
		50/46	11117	50PAR30L/H/SP10	130/120	15	CC-8	4.75		3000/6000	580/460	2800	7500		1a,2a,4f,4h,9a,10c	Spotlight
		50	11116	50PAR30L/H/FL40	120	15	CC-8	4.75		3000	580	2800	1100		1a,2a,4f,4h,9a,10c	Floodlight
		50/46	11123	50PAR30L/H/FL40	130/120	15	CC-8	4.75		3000/6000	580/460	2800	1100		1a,2a,4f,4h,9a,10c	Floodlight
		50	14941	50PAR30L/H/WFL	120	6	CC-8	4.75		3000	630	2800	880		1a,2a,4f,4h,9a,10c	Wide Floodlight
		75	11124	75PAR30L/H/SP10	120	15	CC-8	4.75		3000	940	2830	13000		1a,2a,4f,4h,9a,10c	Spotlight
		75/66	11129	75PAR30L/H/SP10	130/120	15	CC-8	4.75		3000/6000	940/714	2830	13000		1a,2a,4f,4h,9a,10c	Spotlight
		75	14943	75PAR30L/H/FL25	120	6	CC-8	4.75		3000	940	2830	3800		1a,2a,4f,4h,9a,10c	Floodlight
		75/66	11131	75PAR30L/H/FL25	130/120	15	CC-8	4.75		3000/6000	940/714	2830	3800		1a,2a,4f,4h,9a,10c	Floodlight

Bulb Shape	Base Type	Watts	Order Code	Description	Volts	Case Qty	Filament Type	MOL (in)	LCL (in)	Rated Life (hrs)	Initial Lumens	Initial Color Temp	CBCP	Reduced Wattage	Warning and Caution Notices	Additional Information
Halogen Compact PAR Lamps (continued)																
Compact PAR30 Long Neck (continued)																
	Med	75	16393	75PAR30L/H/WFL	120	6	CC-8	4.75		3000	1050	2830	620		1a,2a,4f,4h,9a,10c	Wide Floodlight
			81862	75PAR30LHFL25RVL	120	6	CC-8	4.75		3000	980	2830	3000		1a,2a,4f,4h,9a,10c	Reveal®, Floodlight
			71742	75PAR30LYR-TP2/6	120	6	CC-8	4.75		1500	940	2850	1700		1a,2a,4f,4h,9a,10c	Longer Life Floodlight
Compact PAR30																
	Med	50	14023	50PAR30/H/SP10	120	6	CC-8	3.62		3000	630	2800	8200		1a,2a,4f,4h,9a,10c	Spotlight
			17870	50PAR30/H/SP10	130/120	15	CC-8	3.62		3000/6000	630/500	2800	8200		1a,2a,4f,4h,9a,10c	Spotlight
			17871	50PAR30/H/FL25	120	15	CC-8	3.62		3000	630	2800	2300		1a,2a,4f,4h,9a,10c	Floodlight
			17872	50PAR30/H/FL25	130/120	15	CC-8	3.62		3000/6000	630/500	2800	2300		1a,2a,4f,4h,9a,10c	Floodlight
			14022	50PAR30/H/FL35	120	6	CC-8	3.62		3000	630	2800	1400		1a,2a,4f,4h,9a,10c	Floodlight
			17874	50PAR30/H/FL35	130/120	15	CC-8	3.62		3000/6000	630/500	2800	1400		1a,2a,4f,4h,9a,10c	Floodlight
			27212	60PAR30/H/NSP9	120	15	CC-8	3.62		3000	800	2800	11000		1a,2a,4f,4h,9a,10c	Spotlight
			40167	60PAR30/H/FL25	120	15	CC-8	3.62		3000	800	2800	2900		1a,2a,4f,4h,9a,10c	Floodlight
			27214	60PAR30/H/FL35	120	15	CC-8	3.62		3000	800	2800	1700		1a,2a,4f,4h,9a,10c	Floodlight
			14802	75PAR30/H/SP10	120	6	CC-8	3.62		3000	1030	2830	13000		1a,2a,4f,4h,9a,10c	Spotlight
			81863	75PAR30HFL25/RVL	120	6	CC-8	3.62		3000	1010		3000		1a,2a,4f,4h,9a,10c	Reveal®, Floodlight
			18056	75PAR30/H/SP10	130/120	15	CC-8	3.62		3000/6000	1030	2830	13000		1a,2a,4f,4h,9a,10c	Spotlight
			18057	75PAR30/H/FL25	120	15	CC-8	3.62		3000	1030	2830	3800		1a,2a,4f,4h,9a,10c	Floodlight
			14779	75PAR30/H/FL35	120	6	CC-8	3.62		3000	1030	2830	2400		1a,2a,4f,4h,9a,10c	Floodlight
			18060	75PAR30/H/FL35	130/120	15	CC-8	3.62		3000/6000	1030/790	2830	2400		1a,2a,4f,4h,9a,10c	Floodlight
Compact PAR20																
	Med	35	85476	35PAR20H/F25-PQ1/6	120	6	CC-8	3.13		1500	260	2700	520		1a,2a,4f,4h,9a,10c	Floodlight
			71740	35PAR20H/YR-TP12	120	12	CC-8	3.13		1500	260	2700	520		1a,2a,4f,4h,9a,10c	Longer Life Floodlight
			72795	50PAR20/H/FL25-TW	120	3	CC-8	3.13		3000	570	2800	1500		1a,2a,4f,4h,9a,10c	Indoor Floodlight
			14927	50PAR20/H/SP10	120	6	CC-8	3.13		3000	570	2800	6000		1a,2a,4f,4h,9a,10c	Floodlight
			81861	50PAR20HFL25/RVL	120	5	CC-8	3.13		2500	470		1360		1a,2a,4f,4h,9a,10c	Reveal®, Floodlight
			17866	50PAR20/H/SP10	130/120	15	CC-8	3.13		3000/6000	570/498	2800	6000		1a,2a,4f,4h,9a,10c	Spotlight
			14928	50PAR20H/FL25	120	6	CC-8	3.13		3000	570	2800	1500		1a,2a,4f,4h,9a,10c	Floodlight
			17868	50PAR20/H/FL25	130/120	15	CC-8	3.13 cm		3000/6000	570/498	2800	1500		1a,2a,4f,4h,9a,10c	Floodlight
			71741	50PAR20H/YR-TP2/6	120	6	CC-8	3.13		1500	550	2750	1000		1a,2a,4f,4h,9a,10c	Longer Life Floodlight
			Halogen Compact PAR16													
	Med	35	20641	35PAR16CURIO	120	3	CC-6V	2.05		3000		2700	500		1a,2a,2b,2e,4f,4i,4h,7a,9a,10b,10c	Curio cabinet
			41628	60PAR16/H/SP10	120	6	CC-8	2.88		2000	650	2950	5400		1a,2a,4f,4h,9a,10c	Spotlight
			41623	60PAR16/H/FL30	120	6	CC-8	2.88		2000	650	2950	1550		1a,2a,4f,4h,9a,10c	Floodlight
			82142	60PAR16FL/RVL-CD	120	6	CC-8	2.88		2000					1a,2a,4f,4h,9a,10c	Reveal®, Floodlight, Carded
			41630	75PAR16/H/SP10	120	6	CC-8	2.88		2000	900	2950	6200		1a,2a,4f,4h,9a,10c	Spotlight
			41629	75PAR16/H/FL30	120	6	CC-8	2.88		2000	900	2950	1600		1a,2a,4f,4h,9a,10c	Floodlight
Compact PAR36																
	Scrw Term	35	19873	35PAR36/H/SP5	12	12	C-6	2.75		4000	250	3050	25000	↔	2a,2b,4f,4g,7a,9b,10c	Spotlight
			19876	35PAR36/H/SP8	12	12	C-6	2.75		4000	250	3050	8000	↔	2a,2b,4f,4g,7a,9b,10c	Spotlight
			19877	35PAR36/H/FL30	12	12	C-6	2.75		4000	250	3050	900	↔	2a,2b,4f,4g,7a,9b,10c	Floodlight
			42072	35PAR36/H/VWFL	12	12	C-6	2.75		4000	250	3050		↔	2a,2b,4f,4g,7a,9b,10c	Wide Flood
			19878	50PAR36/H/SP5	12	12	C-6	2.75		4000	400	3050	39000	↔	2a,2b,4f,4g,7a,9b,10c	Spotlight
			19879	50PAR36/H/SP8	12	12	C-6	2.75		4000	400	3050	10000	↔	2a,2b,4f,4g,7a,9b,10c	Spotlight
			19880	50PAR36/H/FL30	12	12	C-6	2.75		4000	400	3050	1300	↔	2a,2b,4f,4g,7a,9b,10c	Floodlight
Halogen Reflector																
HIR™																
R20	Med	45	74204	45R20/H/HIR-TP6	120	6	CC-8	3.54		3000	490	2750			—	Halogen Reflector
BR30	Med	45	74206	45BR30/H/HIR-TP6	120	6	CC-8	5.37		3000	640	2750			1a,1b,2a,2b,2e,4i,7a	Halogen Reflector
BR40	Med	45	74207	45BR40/H/HIR-TP6	120	6	CC-8	6.56		3000	740	2750			1a,1b,2a,2b,2e,4i,7a	Halogen Reflector
Standard Halogen																
	Med	50	97675	50R16/H/FL-CD1/6	120	6	CC-8	90 mm		2000	470	2750	250			Halogen Reflector
		50	90125	50R16/H/FL/RVL-CD	120	6	CC-8	90 mm		2000	340	2750	160			Reveal® Reflector
	Med	50	97676	50R20/H/FL-CD1/6	120	6	CC-8	90 mm		2250	540	2750	470			Halogen Reflector
		60	85116	60BR30FL/H-PQ1/6	120	6	CC-8	5.37		3000	700				1a,1b,2a,2b,2e,4i,7a,10b,10c	Halogen Reflector
	Med	60	85127	60BR30FL/H-3PK	120	6	CC-8	5.37		3000	700				1a,1b,2a,2b,2e,4i,7a,10b,10c	Halogen Reflector, 3-Pack
		60	85131	60BR40FL/H-PQ1/6	120	6	CC-8	6.56		3000	790				1a,1b,2a,2b,2e,4i,7a,10b,10c	Halogen Reflector

For the most up-to-date product information, see www.gelighting.com. To convert inches to millimeters, multiply by 25.4. All warning and caution notices found at the end of this section (page 2-19).





Halogen Lamps







Bulb Shape	Base Type	Watts	Order Code	Description	Volts	Case Qty	Filament Type	MOL (in)	LCL (in)	Rated Life (hrs)	Initial Lumens	Initial Color Temp	CBCP	Reduced Wattage	Warning and Caution Notices	Additional Information
A-Line/Decorative																
A-15																
	Med	40	82114	40A15CF/CL/H-CD2	120	6	CC-8	3.50		2250	415	2700			1a,1b,2a,2b,2e,4i,4j,7a,10b,10c	Ceiling Fan, Halogen
		60	82115	60A15CF/CL/H-CD2	120	6	CC-8	3.50		2250	650	2800			1a,1b,2a,2b,2e,4i,4j,7a,10b,10c	Ceiling Fan, Halogen
A-19																
	Med	60	82137	60A/CL/H/RVL-CD	120	5	CC-8	4.43		3000	675				1a,1b,2a,2b,2e,4i,4j,7a,10b,10c	Reveal® Clear, Halogen, Carded
		60	72373	60A/CRY/H/RVL-CD	120	6	CC-8	4.43		3000	800				1a,2a,2b,2c,2e,4i,4j,9a,10b,10c	Reveal® Crystal, Halogen, Carded
		60	71365	60A/H/CR/CD-TP5	120	5	CC-8	4.43		3000	800				1a,2a,2b,2c,4i,4j,9a,10b,10c	Halogen Mirror Top
		60	71366	60A/H/RVL/CR-TP5	120	5	CC-8	4.43		3000	800				1a,2a,2b,2c,4i,4j,9a,10b,10c	Halogen Mirror Top
		75	82138	75A/CL/H/RVL-CD	120	5	CC-8	4.43		3000	850				1a,1b,2a,2b,2e,4i,4j,7a,10b,10c	Reveal® Clear, Halogen, Carded
		100	82139	100A/CL/H/RVL-CD	120	5	CC-8	4.43		3000	1275				1a,1b,2a,2b,2e,4i,4j,7a,10b,10c	Reveal® Clear, Halogen, Carded
		100	72374	100ACRY/H/RVL-CD	120	6	CC-8	4.43		3000	1400				1a,2a,2b,2c,4i,4j,9a,10b,10c	Reveal® Crystal, Halogen, Carded
A-21																
	3C Med	30/70/100	24699	30/100-HALOGEN	120	6	CC-8	5.25		2500	300/1050/1350				1a,2a,2b,2c,4i,4j,9a,10b,10c	3-Way
		50/100/150	81590	50/150-HALOGEN	120	6	CC-8	5.25		2500	700/1600/2300				1a,2a,2b,2c,4i,4j,9a,10b,10c	3-Way
	Med	50/100/150	71367	50/150/H/RVL-TP6	120	6	CC-8	5.25		2500	5600/1280/1840				1a,2a,2b,2c,4i,4j,9a,10b,10c	3-Way
		150	71364	150A/W/RL/HAL-TP6	120	6	CC-8	5.25		2000	2650				1a,2a,2b,2c,4i,4j,9a,10b,10c	Reader
TB19																
	Med	50/46	16747	50TB/H	130/120	60	CC-8	4.43	3.13	2000/4000	710/540	2800		↔	1a,2a,4f,4h,9a,10c	Frost, Thick Glass
		50	20647	50A/HAL 6PK	120	6	CC-8	4.43	3.13	2000	710	2800		↔	1a,2a,4f,4h,9a,10c	Frost, Thick Glass
		60	48105	60A/HAL/CD	120	4	CC-8	4.43	2.62	3000	840	2800			1a,2a,4f,4h,9a,10c	Frost, Thick Glass
		60	48106	60A/HAL/CL/CD	120	4	CC-8	4.43	2.62	3000	870	2800			1a,2a,4f,4h,9a,10c	Clear, Thick Glass
		75	48107	75A/HAL/CD	120	4	CC-8	4.43	2.62	3000	1170	2850			1a,2a,4f,4h,9a,10c	Frost, Thick Glass
		90/81	16745	90TB/H	130/120	60	CC-8	4.43	3.13	2000/4000	1580/1220	2930		↔	1a,2a,4f,4h,9a,10c	Frost, Thick Glass
		90	20648	90A/HAL 6PK	120	6	CC-8	4.43	3.13	2000	1580	2930		↔	1a,2a,4f,4h,9a,10c	Frost, Thick Glass
		90	48108	90A/HAL/CD	120	4	CC-8	4.43	2.62 cm	3000	1470	2930		↔	1a,2a,4f,4h,9a,10c	Frost, Thick Glass
BTT																
	Med	57	72306	57BTT/CL/CD	120	5	C-8	4.75	3.00	3000	790	2800		↔	1a,1b,2a,2b,2e,4i,4j,9a,10b,10c	Clear, Brass Base, Carded
		57	72307	57BTT/CL/CD/TW	120	5	C-8	4.75	3.00	3000	730	2800		↔	1a,1b,2a,2b,2e,4i,4j,9a,10b,10c	Clear, Brass Base, Twin Pack, Carded
		57	72308	57BTT/SW/CD	120	5	C-8	4.75	3.00	3000	730	2800		↔	1a,1b,2a,2b,2e,4i,4j,9a,10b,10c	White, Brass Base, Carded
		57	72309	57BTT/SW/CD/TW	120	5	C-8	4.75	3.00	3000	730	2800		↔	1a,1b,2a,2b,2e,4i,4j,9a,10b,10c	White, Brass Base, Twin Pack, Carded
		60	10036	60BTT/CL/CD	120	5	C-8	4.75	3.00	3000	900	2800			1a,1b,2a,2b,2e,4i,4j,9a,10b,10c	Clear, Brass Base, Carded
		60	11856	60BTT/CL/CD/TW	120	5	C-8	4.75	3.00	3000	900	2800			1a,1b,2a,2b,2e,4i,4j,9a,10b,10c	Clear, Brass Base, Twin Pack, Carded
		60	10038	60BTT/SW/CD	120	5	C-8	4.75	3.00	3000	840	2800			1a,1b,2a,2b,2e,4i,4j,9a,10b,10c	White, Brass Base, Carded
		60	10039	60BTT/SW/CD/TW	120	5	C-8	4.75	3.00	3000	840	2800			1a,1b,2a,2b,2e,4i,4j,9a,10b,10c	White, Brass Base, Twin Pack, Carded
		60	10044	60BTT/POST/CD	120	5	C-8	4.75	3.00	3000	900	2800			1a,1b,2a,2b,2e,4i,4j,9a,10b,10c	Clear, Brass Base, Carded, Postlamp
		71	72310	71BTT/SW/CD	120	5	C-8	4.75	3.00	3000	1010	2850		↔	1a,1b,2a,2b,2e,4i,4j,9a,10b,10c	White, Brass Base, Carded
		75	10040	75BTT/SW/CD	120	5	C-8	4.75	3.00	3000	1070	2850		↔	1a,1b,2a,2b,2e,4i,4j,9a,10b,10c	White, Brass Base, Carded
		95	72311	95BTT/SW/CD	120	5	C-8	4.75	3.00	3000	1490	2900		↔	1a,2a,2b,2c,4i,4j,9a,10b,10c	White, Brass Base, Carded
		95	72662	95BTT/SW/CD/TW	120	5	C-8	4.75	3.00	3000	1490	2900		↔	1a,2a,2b,2c,4i,4j,9a,10b,10c	White, Brass Base, Twin Pack, Carded
		100	10042	100BTT/SW/CD	120	5	C-8	4.75	3.00	3000	1600	2900			1a,1b,2a,2b,2e,4i,4j,9a,10b,10c	White, Brass Base, Carded
		150	10043	150BTT/SW/CD	120	5	C-8	4.75	3.00	3000	2430	2900			1a,1b,2a,2b,2e,4i,4j,9a,10b,10c	White, Brass Base, Carded

Bulb Shape	Base Type	Watts	Order Code	Description	Volts	Case Qty	Filament Type	MOL (in)	LCL (in)	Rated Life (hrs)	Initial Lumens	Initial Color Temp	CBCP	Reduced Wattage	Warning and Caution Notices	Additional Information
A-Line/Decorative (continued)																
Traditional Decorative																
CA11	Cand	25	80567	25CAC/H/CD2	120	5	CC-8	3.40		2250	260	2600			1a,1b,2a,2b,2e,4i,4j,9a,10b,10c	Standard, Chandelier
	B10	Cand	25	16764	25BC/H/CD2	120	5	CC-8	3.94	2.22	2250	280	2700		1a,1b,2a,2b,2e,4i,4j,9a,10b,10c	Carded Twin Pack, Chandelier
	B10	Med	25	16760	25BM/H/CD2	120	5	CC-8	3.94	2.22	2250	260	2700		1a,1b,2a,2b,2e,4i,4j,9a,10b,10c	Carded Twin Pack, Chandelier
CA11	Cand	40	80568	40CAC/H/CD2	120	5	CC-8	3.40		2250	460	2700			1a,1b,2a,2b,2e,4i,4j,9a,10b,10c	Standard Chandelier
	B10	Cand	40	16765	40BC/H/CD2	120	5	CC-8	3.94	2.22	2250	485	2800			Carded Twin Pack
	B10	Med	40	16761	40BM/H/CD2	120	5	CC-8	3.94	2.22	2250	485	2800		1a,1b,2a,2b,2e,4i,4j,9a,10b,10c	Carded Twin Pack
	B13	Med	45	45650	45BM/HAL/PQ1/6	120	6	CC-8	4.63	2.38	3000	600	2750		1a,1b,2a,2b,2e,4i,4j,9a,10b,10c	Frost, Thick Glass
Flame																
	F15	Med	25	16766	25BFM/H/CD2	120	5	CC-8	3.94	2.22	2250	280	2700		1a,1b,2a,2b,2e,4i,4j,9a,10b,10c	Carded Twin Pack
			40	16767	40BFM/H/CD2	120	5	CC-8	3.94	2.22	2250	485	2800		1a,1b,2a,2b,2e,4i,4j,9a,10b,10c	Carded Twin Pack
Globe																
	G16.5	Cand	40	71370	40GC/H/CR/CD2-TP	120	6	CC-8	78mm	52mm	2250	415	2700		1a,1b,2a,2b,2e,4i,4j,7a,9c,10b,10c	Globe, Clear, Mirror Top
				82131	40GC/CL/H-PQ2/3	120	6	CC-8	3		2250				1a,1b,2a,2b,2e,4i,4j,7a,10b,10c	Clear, Halogen Globe
			60	82132	60GC/CL/H-PQ2/3	120	6	CC-8	3		2250				1a,1b,2a,2b,2e,4i,4j,7a,10b,10c	Clear, Halogen Globe
	G16.5	Med	40	71371	40GM/H/CR/CD2-TP	120	6	CC-8	78mm	52mm	2250	415	2700		1a,1b,2a,2b,2e,4i,4j,7a,9c,10b,10c	Clear, Mirror Top Globe
				82133	40GM/CL/H-PQ2/3	120	6	CC-8	3		2250				1a,1b,2a,2b,2e,4i,4j,7a,10b,10c	Clear, Halogen Globe
			60	82134	60GM/CL/H-PQ2/3	120	6	CC-8	3		2250				1a,1b,2a,2b,2e,4i,4j,7a,10b,10c	Clear, Halogen Globe
G25	Med	40	16771	40G25/H/CL	120	6	CC-8	4.45	2.60	2250	510	2700			1a,1b,2a,2b,2e,4i,4j,9c,10b,10c	Reveal®, Halogen Globe
			40	82140	40G25/CL/H/RVL	120	6	CC-8	4.50	2.60	2250	510			1a,1b,2a,2b,2e,4i,4j,9c,10b,10c	Halogen, Clear Globe
			40	16774	40G25/H/CRYSTAL	120	6	CC-8	4.45	2.60	2250	500	2700		1a,1b,2a,2b,2e,4i,4j,9c,10b,10c	Crystal Clear Globe
			40	71373	40G25H/CRY/RV-TP	120	6	CC-8	4.45	2.56	2250	500	2700		1a,1b,2a,2b,2e,4i,4j,7a,9c,10b,10c	Reveal®, Crystal Globe
			40	71368	40G25H/CL/CR-TP	120	6	CC-8	4.45	2.56	2250	520	2700		1a,1b,2a,2b,2e,4i,4j,7a,9c,10b,10c	Clear, Mirror Top Globe
			40	71369	40G25H/RVL/CR-TP	120	6	CC-8	4.45	2.56	2250	390	2650		1a,1b,2a,2b,2e,4i,4j,7a,9c,10b,10c	Reveal®, Mirror Top Globe
			60	16773	60G25/H/CL	120	6	CC-8	4.45	2.60	2250	1000	2900		1a,1b,2a,2b,2e,4i,4j,9c,10b,10c	Clear, Halogen Globe
			60	82141	60G25/CL/H/RVL	120	6	CC-8	4.50	2.60	2250	510			1a,1b,2a,2b,2e,4i,4j,9c,10b,10c	Reveal®, Halogen Globe
			60	16775	60G25/H/CRYSTAL	120	6	CC-8	4.45	2.60	2250	960	2900		1a,1b,2a,2b,2e,4i,4j,9c,10b,10c	Crystal Globe
			60	71374	60G25H/CRY/RV-TP	120	6	CC-8	4.45	2.56	2250	750	2800		1a,1b,2a,2b,2e,4i,4j,7a,9c,10b,10c	Reveal®, Crystal Globe
			60	90750	60G25H/CL/CR-TP	120	6	CC-8	4.45	2.56	2250	1000	2900		1a,1b,2a,2b,2e,4i,4j,7a,9c,10b,10c	Clear, Mirror Top Globe
			60	90751	60G25H/RVL/CR-TP	120	6	CC-8	4.45	2.56	2250	750	2800		1a,1b,2a,2b,2e,4i,4j,7a,9c,10b,10c	Reveal®, Globe, Mirror Top
T-Shape																
	T10	Med	40	16777	40T10/H/CD	120	4	CC-8	5.04	2.56	2250	510	2700		1a,1b,2a,2b,2e,4i,4j,9c,10b,10c	Carded
			60	16778	60T10/H/CD	120	4	CC-8	5.04	2.56	2250	800	2900		1a,1b,2a,2b,2e,4i,4j,9c,10b,10c	Carded
Landscape Lighting																
MR16	2-Pin GX5-3	20	71485	Q20MR16/LAND-CD	12	3	C-6	1.88		2000		2900	450			Outdoor Floodlight
		35	71486	Q35MR16/LAND-CD	12	3	C-6	1.88		2000	875	2900	840			Outdoor Floodlight
T3	2-Pin G4	10	71494	Q10T3/LAND-CD2	12	25	C-8	1.25	0.75	2000	140	2850				Outdoor
		20	71495	Q20T3/LAND-CD2	12	25	C-8	1.25	0.75	2000	320	2950				Outdoor
	2-Pin GY6.35	50	71496	Q50T3/LAND-CD2	12	25	C-8	1.75	1.13	3000	900	2950				Outdoor







For the most up-to-date product information, see www.gelighting.com. To convert inches to millimeters, multiply by 25.4. All warning and caution notices found at the end of this section (page 2-19).





Halogen Lamps

Bulb Shape	Base Type	Watts	Order Code	Description	Volts	Case Qty	Filament Type	MOL (in)	LCL (in)	Rated Life (hrs)	Initial Lumens	Initial Color Temp	CBCP	Reduced Wattage	Warning and Caution Notices	Additional Information
Landscape Lighting (continued)																
PAR36	PAR36	25	71498	25PAR36/LAND	12	6	C-6	2.75		2000		3000				Outdoor
	PAR36	20	71499	20PAR36/LL/LAND	12	6	C-6	2.75		5000		3000				Outdoor
AR70																
AR70	DCBay Ba15d	50	72255	50AR70/SP8	12	10	C-8	2.64		3000		2800	12500		2e,4a,4e,4f,9a,9d,10b,10c	Spotlight
AR111																
	G53	35	72253	35AR111/SP4	12	10	C-8	2.64		3000		2800	22000		2a,4a,4e,4f,9a,9d,10b,10c	Narrow Spotlight
		35	97532	35AR111/SP8	12	10	C-8	2.64		3000		2800	14000		2a,2j,4a,4e,4f,9a,9d,10b,10c	Spotlight
		35	97533	35AR111/FL24	12	10	C-8	2.64		3000		2800	2500		2a,2j,4a,4e,4f,9a,9d,10b,10c	Narrow Floodlight
		50	72254	50AR111/SP4	12	10	C-8	2.64		3000		2850	25000		2a,4a,4e,4f,9a,9d,10b,10c	Narrow Spotlight
		50	97534	50AR111/SP8	12	10	C-8	2.64		3000		2800	17800		2a,2j,4a,4e,4f,9a,9d,10b,10c	Spotlight
		50	97535	50AR111/FL24	12	10	C-8	2.64		3000		2800	3500		2a,2j,4a,4e,4f,9a,9d,10b,10c	Narrow Floodlight
		75	97536	75AR111/SP8	12	10	C-8	2.64		3000		2900	23500		2a,2j,4a,4e,4f,9a,9d,10b,10c	Spotlight
		75	97537	75AR111/FL24	12	10	C-8	2.64		3000		2900	5300		2a,2j,4a,4e,4f,9a,9d,10b,10c	Narrow Floodlight
		75	97538	75AR111/FL45	12	10	C-8	2.64		3000		2900	1700		2a,2j,4a,4e,4f,9a,9d,10b,10c	Wide Floodlight
		100	97539	100AR111/SP8	12	10	C-8	2.64		3000		2950	40000		2a,2j,4a,4e,4f,9a,9d,10b,10c	Spotlight
		100	97540	100AR111/FL24	12	10	C-8	2.64		3000		2950	8000		2a,2j,4a,4e,4f,9a,9d,10b,10c	Narrow Floodlight
		100	97541	100AR111/FL45	12	10	C-8	2.64		3000		2950	2300		2a,2j,4a,4e,4f,9a,9d,10b,10c	Wide Floodlight
MR																
Turn & Lock ConstantColor®																
	TAL GU7	35	81282	35MR16/6/TL-AX	12	10	C-8	1.88		3500	475	3200	8500			
		35	30932	35MR16/Q/8/TL	12	10	C-6	2.00		3500		2900	8100		2a,2b,4f,7a,9a,10b,10c	Narrow Spot
		50	30901	50MR16/Q/10/TL	12	10	C-6	2.00		3500		3000	10800		2a,2b,4f,7a,9a,10b,10c	Narrow Spot
		50	30900	50MR16/Q/20/TL	12	10	C-6	2.00		3500		3000	3330		2a,2b,4f,7a,9a,10b,10c	Narrow Flood
		50	30899	50MR16/Q/40/TL	12	10	C-6	2.00		3500		3000	1395		2a,2b,4f,7a,9a,10b,10c	Floodlight
ConstantColor® Precise™ Cover Glass MR16																
	2-Pin GU5.3	20	20858	Q20MR16C/CG15ESX	12	20	C-6	1.88		5000		2900	3150		2a,2b,4f,9a,10c	Narrow Spot, ANSI: ESX
		20	20857	Q20MR16C/CG40BAB	12	20	C-6	1.88		5000		2900	475		2a,2b,4f,9a,10c	Flood, ANSI: BAB
		20	21456	FAM6Q20MR16NSCCG	12	1	C-6	1.88		5000		2900	3350		2a,2b,4f,9a,10c	Narrow Spot, Carded, ANSI: ESX
		20	21455	FAM6Q20MR16FLCCG	12	1	C-6	1.88		5000		2900	490		2a,2b,4f,9a,10c	Flood, Carded, ANSI: BAB
		35	20864	Q35MR16C/CG12	12	20	C-6	1.88		5000		3000	7500		2a,2b,4f,9a,10c	Narrow Spot, ANSI: FRB
		35	20860	Q35MR16C/CG20	12	20	C-6	1.88		5000		3000	3200		2a,2b,4f,9a,10c	Spot, ANSI: FRA
		35	20859	Q35MR16C/CG40	12	20	C-6	1.88		5000		3000	900		2a,2b,4f,9a,10c	Flood, ANSI: FMW
		35	41487	Q35MR16/CCG40	24	20	CC-6	1.88		4000		2950	920		2a,2b,4f,9a,10c	Floodlight
		50	20872	Q50MR16C/CG15	12	20	C-6	1.88		6000		3050	8400		2a,2b,4f,9a,10c	Narrow Spot, ANSI: EXT
		50	20871	Q50MR16C/CG25	12	20	C-6	1.88		6000		3050	2900		2a,2b,4f,9a,10c	Narrow Spot, ANSI: EXZ
		50	20867	Q50MR16C/CG40	12	20	C-6	1.88		6000		3050	1500		2a,2b,4f,9a,10c	Flood, ANSI: EXN
		50	20865	Q50MR16C/CG55	12	20	C-6	1.88		6000		3050	850		2a,2b,4f,9a,10c	Wide Flood, ANSI: FNV
		50	41488	Q50MR16C/CG15	24	20	CC-6	1.88		4000		2950	8400		2a,2b,4f,9a,10c	Narrow Spot
		50	41489	Q50MR16C/CG40	24	20	CC-6	1.88		4000		2950	1570		2a,2b,4f,9a,10c	Floodlight
		50	21458	FAM6Q50MR16NSCCG	12	1	C-6	1.88		6000		3050	9500		2a,2b,4f,9a,10c	Narrow Spot, Carded, ANSI: EXT
		50	21457	FAM6Q50MR16FLCCG	12	1	C-6	1.88		6000		3050	1720		2a,2b,4f,9a,10c	Flood, 3050K, Carded, ANSI: EXN
		71	20876	Q71MR16C/CG15	12	20	C-6	1.88		4000		3050	10800		2a,2b,4f,9a,10c	Narrow Spot, ANSI: EYF
		71	20874	Q71MR16C/CG25	12	20	C-6	1.88		4000		3050	4550		2a,2b,4f,9a,10c	Narrow Spot, ANSI: EYJ
		71	20873	Q71MR16C/CG40	12	20	C-6	1.88		4000		3050	2000		2a,2b,4f,9a,10c	Flood, ANSI: EYC
		ConstantColor® Precise™ MR16														
	2-Pin GX5.3	20	20816	Q20MR16C/VNSP7	12	20	CC-6	1.88		3000		2900	7400		2a,2j,4a,4c,4e,4f,9a,9d,10b,10c	Very Narrow Spot, ANSI: EZX
		20	20815	Q20MR16C/VNSP15	12	20	C-6	1.88		5000		2900	3750		2a,2j,4a,4c,4e,4f,9a,9d,10b,10c	Narrow Spot, ANSI: ESX
		20	20814	Q20MR16C/FL40	12	20	C-6	1.88		5000		2900	525		2a,2j,4a,4c,4e,4f,9a,9d,10b,10c	Flood, ANSI: BAB
		35	20826	Q35MR16C/SP20	12	20	C-6	1.88		5000		3000	3900		2a,2j,4a,4c,4e,4f,9a,9d,10b,10c	Spot, ANSI: FRA
		35	20825	Q35MR16C/FL40	12	20	C-6	1.88		5000		3000	1000		2a,2j,4a,4c,4e,4f,9a,9d,10b,10c	Flood, ANSI: FMW

Bulb Shape	Base Type	Watts	Order Code	Description	Volts	Case Qty	Filament Type	MOL (in)	LCL (in)	Rated Life (hrs)	Initial Lumens	Initial Color Temp	CBCP	Reduced Wattage	Warning and Caution Notices	Additional Information
MR (continued)																
ConstantColor® Precise™ MR16 (continued)																
	2-Pin GX5.3	42	20830	Q42MR16/C/VNSP9	12	20	CC-6	1.88		3500		3000	12300		2a,2j,4a,4c,4e,4f,9a,9d,10b,10c	Very Narrow Spot, ANSI: EZY
		50	20839	Q50MR16/C/NSP15	12	20	C-6	1.88		6000		3050	9100		2a,2j,4a,4c,4e,4f,9a,9d,10b,10c	Narrow Spot, ANSI: EXT
		50	20835	Q50MR16/C/NFL25	12	20	C-6	1.88		6000		3050	3200		2a,2j,4a,4c,4e,4f,9a,9d,10b,10c	Narrow Flood, ANSI: EXZ
		50	20834	Q50MR16/C/NFL30	12	20	C-6	1.88		6000		3050	2500		2a,2j,4a,4c,4e,4f,9a,9d,10b,10c	Narrow Flood, ANSI: EXK
		50	20833	Q50MR16/C/FL40	12	20	C-6	1.88		6000		3050	1700		2a,2j,4a,4c,4e,4f,9a,9d,10b,10c	Flood, ANSI: EXN
		50	20832	Q50MR16/C/WFL55	12	20	C-6	1.88		6000		3050	900		2a,2j,4a,4c,4e,4f,9a,9d,10b,10c	Wide Flood, ANSI: FNV
		71	20843	Q71MR16/C/NSP15	12	20	C-6	1.88		4000		3050	11500		2a,2j,4a,4c,4e,4f,9a,9d,10b,10c	Narrow Spot, ANSI: EYF
		71	20841	Q71MR16/C/NFL25	12	20	C-6	1.88		4000		3050	5500		2a,2j,4a,4c,4e,4f,9a,9d,10b,10c	Narrow Flood, ANSI: EYJ
71	20840	Q71MR16/C/FL40	12	20	C-6	1.88		4000		3050	2200		2a,2j,4a,4c,4e,4f,9a,9d,10b,10c	Flood, ANSI: EYC		
Precise™ Cover Glass IR MR16																
	2-Pin GU5.3	20	28709	Q20MR16/HIR/CG10	12	20	C-8	1.88		5000		3000	6000		2a,2b,4f,9a,10c	Narrow Spot
		20	28710	Q20MR16/HIR/CG25	12	20	C-8	1.88		5000		3000	2300		2a,2b,4f,9a,10c	Narrow Flood
		20	28718	Q20MR16/HIR/CG35	12	20	C-8	1.88		5000		3000	1000		2a,2b,4f,9a,10c	Flood
		37	16715	Q37MR16/HIR/CG10	12	20	C-8	1.80		5000		3000	12500		2a,2b,4f,9a,10c	Narrow Spot
		37	16716	Q37MR16/HIR/CG25	12	20	C-8	1.80		5000		3000	4400		2a,2b,4f,9a,10c	Narrow Flood
		37	16717	Q37MR16/HIR/CG40	12	20	C-8	1.80		5000		3000	2050		2a,2b,4f,9a,10c	Flood
		50	16718	Q50MR16/HIR/CG10	12	20	C-8	1.80		5000		3000	15000		2a,2b,4f,9a,10c	Narrow Spot
		50	16719	Q50MR16/HIR/CG25	12	20	C-8	1.80		5000		3000	5700		2a,2b,4f,9a,10c	Narrow Flood
MR16	2-Pin GX5.3	50	16720	Q50MR16/HIR/CG40	12	20	C-8	1.80		5000		3000	2600		2a,2b,4f,9a,10c	Flood
Standard MR16																
	2-Pin GX5.3	20	25481	Q20MR16/SP	12	20	C-6	1.88		2000		2900	3500		2a,2j,4a,4c,4e,4f,9a,9d,10b,10c	Spot, ANSI: ESX
		20	25480	Q20MR16/FL	12	20	C-6	1.88		2000		2900	500		2a,2j,4a,4c,4e,4f,9a,9d,10b,10c	Flood, ANSI: BAB
		20	85290	Q20MR16/SP-PQ3/6	12	6	C-6	1.88		2000		2900	3500		2a,2j,4a,4c,4e,4f,9a,9d,10b,10c	Spotlight, ANSI: ESX
		20	85289	Q20MR16/FL-PQ3/6	12	6	C-6	1.88		2000		2900	500		2a,2j,4a,4c,4e,4f,9a,9d,10b,10c	Floodlight, ANSI: BAB
		50	25483	Q50MR16/SP	12	20	C-6	1.88		2000		2900	9500		2a,2j,4a,4c,4e,4f,9a,9d,10b,10c	Spot, ANSI: EXT
		50	25482	Q50MR16/FL	12	20	C-6	1.88		2000		2900	1500		2a,2j,4a,4c,4e,4f,9a,9d,10b,10c	Flood, ANSI: EXN
		50	85296	Q50MR16/FL-PQ3/6	12	6	C-6	1.88		2000		2900	9500		2a,2j,4a,4c,4e,4f,9a,9d,10b,10c	Flood, ANSI: EXN
		50	85297	Q50MR16/SP-PQ3/6	12	6	C-6	1.88		2000		2900	1500		2a,2j,4a,4c,4e,4f,9a,9d,10b,10c	Spot, ANSI: EXT
Standard MR16 Cover Glass																
	2-Pin GX5.3	20	81763	Q20MR16CGFLCD-BA	12	6	C-6	1.88		2000	500	2900	450		2a,2j,4a,4c,4e,4f,9a,9d,10b,10c	Flood, Basic
		20	81765	Q20MR16CGSPCD-BA	12	6	C-6	1.88		2000	3500	2900	3150		2a,2j,4a,4c,4e,4f,9a,9d,10b,10c	Spot, Basic
		35	81768	Q35MR16CGFLCD-BA	12	6	C-6	1.88		2000	875	2900	840		2a,2j,4a,4c,4e,4f,9a,9d,10b,10c	Flood, Basic
		35	81769	Q35MR16CGSPCD-BA	12	6	C-6	1.88		2000	6125	2900	6750		2a,2j,4a,4c,4e,4f,9a,9d,10b,10c	Spot, Basic
		50	81770	Q50MR16CGFLCD-BA	12	6	C-6	1.88		2000	1250	2900	1350		2a,2j,4a,4c,4e,4f,9a,9d,10b,10c	Flood, Basic
		50	81771	Q50MR16CGSPCD-BA	12	6	C-6	1.88		2000	8750	2900	8550		2a,2j,4a,4c,4e,4f,9a,9d,10b,10c	Spot, Basic
			2-Pin GX5.3	50	82110	Q50MR16FCCGRV-CD	12	6	C-6	1.88		3000		2950	1750	
50	82111			Q50MR16SCCGRV-CD	12	6	C-6	1.88		3000		2950	9000		2a,2j,4a,4c,4e,4f,9a,9d,10b,10c	Reveal®, Spotlight, Carded
Standard MR11																
	2-Pin G4	20	30754	Q20MR11/SP15IFTC	12	10	C-6	1.38		3500		2900	1760		2a,2b,4c,4e,4f,9a,9d,10b,10c,11a	Spot, ANSI: FTC
		20	30773	Q20MR11/NFL30	12	10	C-6	1.38		3500		2900	600		2a,2b,4c,4e,4f,9a,9d,10b,10c,11a	Narrow Flood, ANSI: FTD
		20	25197	FAM6Q20MR11NF/CD	12	1	C-6	1.38		3500		2900	600		2a,2b,4c,4e,4f,9a,9d,10b,10c,11a	Narrow Flood, ANSI: FTD



















Halogen Lamps

Bulb Shape	Base Type	Watts	Order Code	Description	Volts	Case Qty	Filament Type	MOL (in)	LCL (in)	Rated Life (hrs)	Initial Lumens	Initial Color Temp	CBCP	Reduced Wattage	Warning and Caution Notices	Additional Information	
MR (continued)																	
Standard MR11 (continued)																	
	2-Pin G4	35	30774	Q35MR11SP20(FTF)	12	10	C-6	1.38		3500		2900	3000		2a,2b,4c,4e,4f,9a,9d,10b,10c,11a	Spot, ANSI: FTF	
		35	25349	FAM6Q35MR11SP/CD	12	1	C-6	1.38		3500		2900	4100		2a,2b,4c,4e,4f,9a,9d,10b,10c,11a	Spot, ANSI: FTF	
		35	30890	Q35MR11NFL30(FTH)	12	10	C-6	1.38			3500		2900	1300		2a,2b,4c,4e,4f,9a,9d,10b,10c,11a	Narrow Flood, ANSI: FTH
		35	41483	Q35MR11/CG12 24	24	50	C-6	1.38			2000		2950	4100		2a,2b,4c,4f,9a,10c	Spot
		35	41484	Q35MR11/CG30 24	24	50	C-6	1.38			2000		2950	1300		2a,2b,4c,4f,9a,10c	Narrow Flood
		35	71372	Q35MR11/FC/CG/RV-CD	12	6	C-6	1.38			2250		2900	1170		2a,2b,4c,4e,4f,9a,9d,10b,10c,11a	Floodlight
120V GU10																	
	GU10	20	16753	Q20GU10/FL/CD	120	5	CC-2V	2.13		2000		2600	230		1a,2a,2b,2e,4f,4i,9a,10b,10c	Flood Carded	
		35	16752	Q35GU10/FL/CD	120	5	CC-2V	2.13		3000		2650	500		1a,2a,2b,2e,4f,4i,9a,10b,10c	Flood Carded	
		50	16751	Q50GU10/FL/CD	120	5	CC-2V	2.13		3000		2750	1000		1a,2a,2b,2e,4f,4i,9a,10b,10c	Flood Carded	
		50	82143	Q50GU10FL/RVL-CD	120	6	CC-2V	2.13			3000		2750	400		1a,2a,2b,2e,4f,4i,9a,10b,10c	Reveal®, Floodlight, Carded
Quartz Halogen																	
Low Voltage																	
	2-Pin G4	5	42959	Q5T3/CL	12	100	C-6	1.25 cm	0.75	2000	60				2a,2j,4c,4e,4f,9a,9d,10b,10c	Clear	
		10	34674	Q10T3/CL	12	100	C-6	1.25 cm	0.75	2000	140						Clear
		10	97668	Q10T3/CL/SCD-5PK	12	100	C-6	1.25 cm	0.75	2000	140					2a,2j,4c,4e,4f,9a,9d,10b,10c	Display lights, Small Card
		20	34715	Q20T2.5/12V/CL	12	100	C-6	1.25 cm	0.75	2000	350						Clear, 12V
		20	97669	Q20T3/CL/SCD-5PK	12	25	C-6	1.25 cm	0.75	2000	350					2a,2j,4c,4e,4f,9a,9d,10b,10c	Display lights, Small Card
	2-Pin GY6.35	35	34708	Q35T3/12V/CL	12	100	C-6	1.75 cm		2000	550				2a,2j,4c,4e,4f,9a,9d,10b,10c	Clear, 12V	
		35	48503	Q35T3/CL/CD 5PK	12	25	C-6	1.75 cm		2000	550				2a,2j,4c,4e,4f,9a,9d,10b,10c	Clear Carded	
		50	34702	Q50T3/12V/CL	12	100	C-6	1.75 cm		2000	850				2a,2j,4c,4e,4f,9a,9d,10b,10c	Clear, 12V	
	2-Pin GY6.35	50	97670	Q50T3/CL/SCD-5PK	12	25	C-6	1.75 cm	1.13	2000	950				2a,2j,4c,4e,4f,9a,9d,10b,10c	Display lights	
		75	19377	Q75T4/CL/CD 5PK	12	25	C-6	1.75 cm	1.13	2000	1400				2a,2j,4c,4e,4f,9a,9d,10b,10c	Clear, Carded	
	2-Pin GY6.35	100	34676	Q100T3/12V/CL	12	100	CC-6	1.75 cm		2000	2350				2a,2j,4c,4e,4f,9a,9d,10b,10c	Clear, 12V	
		100	34663	Q100T3/24V/CL	24	100	CC-6	1.75		2000	2000				2a,2j,4c,4e,4f,9a,9d,10b,10c	Clear, 24V	
High Voltage																	
	2-Pin G8	25	97664	Q25G8/SCD2	120	5	CC-2V	1.59	1.04	1500	240	2600			1a,2a,2b,2e,4f,4i,9a,10b,10c	Small Card, Twin Pack	
		35	48428	Q35G8/CD2	120	5	CC-2V	1.77	1.34	1500					1a,2a,2b,2e,4f,4i,9a,10b,10c	Carded	
		50	21941	Q50G8/CD	120	5	CC-2V	1.77	1.33	1300	700	2750			1a,2a,2b,2e,4f,4i,9a,10b,10c	Carded	
		50	97665	Q50G8/SCD	120	5	CC-2V	1.77	1.33	1300	700	2750			1a,2a,2b,2e,4f,4i,9a,10b,10c	Small Card	
		50	72868	Q50G8/SCD2-PK5	120	5	CC-2V	1.77	1.33	1300	700	2750			1a,2a,2b,2e,4f,4i,9a,10b,10c	Small Card, Twin Pack	
		75	97666	Q75G8/SCD	120	5	CC-2V	1.77	1.34	1500	900	2850			1a,2a,2b,2e,4f,4i,7a,9a,10b,10c	Small Card	
		75	72869	Q75G8/SCD2-PK5	120	5	CC-2V	1.77	1.34	1500	900	2850			1a,2a,2b,2e,4f,4i,7a,9a,10b,10c	Small Card, Twin Pack	
		75	47801	Q75G8/CD	120	5	CC-2V	1.77	1.34	1500					1a,2a,2b,2e,4f,4i,7a,9a,10b,10c	Carded	
		100	97667	Q100G8/SCD	120	5	CC-2V	1.77	1.34	1500	1300	2900			1a,2a,2b,2e,4f,4i,7a,9a,10b,10c	Small Card	
		100	72870	Q100G8/SCD2-PK5	120	5	CC-2V	1.77	1.34	1500	1300	2900			1a,2a,2b,2e,4f,4i,7a,9a,10b,10c	Small Card, Twin Pack	

Bulb Shape	Base Type	Watts	Order Code	Description	Volts	Case Qty	Filament Type	MOL (in)	LCL (in)	Rated Life (hrs)	Initial Lumens	Initial Color Temp	CBCP	Reduced Wattage	Warning and Caution Notices	Additional Information
Quartzline®																
HIR™ Recessed Single Contact (R7s)																
	R7s	350	13894	Q350T3/CL/HIR	120	6	C-8	4.69	2.25	2000	10000	3075		↗	1a,2a,2j,2k,4a,4c,4d, 4e,4f,4g,8a,9a,9d, 10b,10c,12b	IR, Clear, Horizontal
		350	14311	Q350T3/CL/HIR	130/120	6	C-8	4.69	2.25	2000	9600	3000		↗	1a,2a,2j,2k,4a,4c,4d, 4e,4f,4g,8a,9a,9d, 10b,10c,12b	IR, Clear, Horizontal
		900	13642	Q900T3/CL/HIR	240	6	C-8	10.06	6.13	2000	32000	3160		↗	1a,2a,2j,2k,4a,4c,4d, 4e,4f,4g,8a,9a,9d, 10b,10c,12b	IR, Clear, Horizontal
		900	14335	Q900T3/CL/HIR	277	6	C-8	10.06	6.13	2000	31000	3160		↗	1a,2a,2j,2k,4a,4c,4d, 4e,4f,4g,8a,9a,9d, 10b,10c,12b	IR, Clear, Horizontal, Halogen
Halogen G9																
	G9	25	16754	Q25G9/CD	120	5	CC-8	1.77	1.26	3000	240	6250			1a,2a,2b,2e,4f,4i,9a, 10b,10c	Carded
		25	81300	Q25G9/F/CD	120	5	CC-8	1.77	1.26	3000					1a,2a,2b,2e,4f,4i, 9a,10b,10c	Frosted, Carded
		40	16755	Q40G9/CD	120	5	CC-8	1.77	1.26	3000	480	2750			1a,2a,2b,2e,4f,4i,9a, 10b,10c	Carded
		40	81301	Q40G9/F/CD	120	5	CC-8	1.77	1.26	3000					1a,2a,2b,2e,4f,4i,9a, 10b,10c	Frosted, Carded
		60	16756	Q60G9/CD	120	5	CC-8	1.77	1.26	3000	780	2800			1a,2a,2b,2e,4f,4i,9a, 10b,10c	Carded
		60	81468	Q60G9/F/CD	120	5	CC-8	1.77	1.26	3000					1a,2a,2b,2e,4f,4i,9a, 10b,10c	Frosted, Carded
		75	16759	Q75G9/CD	120	5	CC-8	1.77	1.26	3000	1100	2850			1a,2a,2b,2e,4f,4i,9a, 10b,10c	Carded
		75	81469	Q75G9/F/CD	120	5	CC-8	1.77	1.26	3000					1a,2a,2b,2e,4f,4i,9a, 10b,10c	Frosted, Carded
Halogen Double Contact Bayonet (BA15d)																
	D C Bay BA15d	100	16451	Q100DC	120	6	CC-8	2.44	1.38	2000	1550	2950			1a,2a,2j,4a,4c,4e,4f, 4g,8a,9a,9d,10b,10c	Frosted
		100	15508	Q100CL/DC	120	6	CC-8	2.44	1.38	2000	1600	2950			1a,2a,2j,4a,4c,4e,4f, 4g,8a,9a,9d,10b,10c	Clear
		100	44386	Q100CL/DC/2V	120	6	CC-2V	2.44	1.38	750 h	1800	2950			1a,2a,2j,4a,4c,4e,4f, 4g,8a,9a,9d,10b,10c	Clear
		150	44653	Q150DC	120	6	CC-8	2.50	1.38	2000	2700	2950			1a,2a,2j,4a,4c,4e,4f, 4g,8a,9a,9d,10b,10c	Frosted
		150	43693	Q150CL/DC	120	6	CC-8	2.50	1.38	2000	2800	2950			1a,2a,2j,4a,4c,4e,4f, 4g,8a,9a,9d,10b,10c	Clear
		150	44384	Q150CL/DC/2V	120	6	CC-2V	2.44	1.38	1000	2800	2950			1a,2a,2j,4a,4c,4e,4f, 4g,8a,9a,9d,10b,10c	Clear
		250	43701	Q250DC	120	6	CC-8	3.00	1.63	2000	4850	2950			1a,2a,2j,4a,4c,4e,4f, 4g,8a,9a,9d,10b,10c	Frosted
		250	43702	Q250DC	130/120	6	CC-8	3.00	1.63	2000	4850	2950			1a,2a,2j,4a,4c,4e,4f, 4g,8a,9a,9d,10b,10c	Frosted
		250	43697	Q250CL/DC	120	6	CC-8	3.00	1.63	2000	5000	2950			1a,2a,2j,4a,4c,4e,4f, 4g,8a,9a,9d,10b,10c	Clear
		250	43698	Q250CL/DC	130/120	6	CC-8	3.00	1.63	2000	5000	2950			1a,2a,2j,4a,4c,4e,4f, 4g,8a,9a,9d,10b,10c	Clear
		500	43709	Q500DC	120	6	CC-8	3.44	2.13	2000	10100	2950			1a,2a,2j,4a,4c,4e,4f, 4g,8a,9a,9d,10b,10c	Frosted
		500	43710	Q500CL/DC	120	6	CC-8	3.44	2.13	2000	10450	2950			1a,2a,2j,4a,4c,4e,4f, 4g,8a,9a,9d,10b,10c	Clear
Halogen Recessed Single Contact (R7s)																
	R7s	100	73286	Q100T3/SCD-5PK	210	5	C-8	3.13	1.25	1500	1650	2950			1a,2a,2j,4a,4c,4e,4f, 4g,9a,9d,10b,10c,11a	Torchiere, Motion-Sensing and Security, Small Card
		100	22489	Q100T3/CL/CD 5PK	210	60	C-8	3.13	1.25	1500	1650	2950			1a,2a,2j,4a,4c,4e,4f, 4g,9a,9d,10b,10c,11a	Clear, Horizontal, Carded
		150	27449	Q150T3/117/CL/CD	120	60	C-8	4.69	2.25	1500	2400	2950			1a,2a,2j,4a,4c,4e,4f, 4g,9a,9d,10b,10c,11a	Clear, Horizontal, Carded
		150	19378	Q150T3/CL/CD 5PK	120	60	C-8	3.13	1.25	1500	2400	2950			1a,2a,2j,4a,4c,4e,4f, 4g,9a,9d,10b,10c,11a	Clear, Horizontal, Carded
		150	97672	Q150T3/HD/SCD2	120	25	C-8	3.13	1.25	2000	2400	2950			1a,2a,2j,4a,4c,4e,4f, 4g,9a,9d,10b,10c,11a	Torchiere, Motion-Sensing and Security, Small Card

Halogen Lamps




Bulb Shape	Base Type	Watts	Order Code	Description	Volts	Case Qty	Filament Type	MOL (in)	LCL (in)	Rated Life (hrs)	Initial Lumens	Initial Color Temp	CBCP	Reduced Wattage	Warning and Caution Notices	Additional Information
Quartzline® (continued)																
Halogen Recessed Single Contact (R7s) (continued)																
	R7s	250	22865	Q250T3/CL-6PK	120	144	C-8	3.13	1.25	1500	4000	2950			1a,2a,2j,4a,4c,4e,4f,4g,9a,9d,10b,10c,11a	Clear, Horizontal
		250	22121	Q250T3/CL/CD 5PK	120	60	C-8	3.13	1.13	1500	4000	2950			1a,2a,2j,4a,4c,4e,4f,4g,9a,9d,10b,10c,11a	Clear, Carded
		300	43703	Q300T3/CL-6PK	120	144	C-8	4.69	2.25	2000	5950	2950			1a,2a,2j,4a,4c,4d,4e,4f,4g,9a,9d,10b,10c,11a	Clear, Horizontal
		300	19379	Q300T3/CL/CD 5PK	120	60	C-8	4.69	2.25	2000	5950	2950			1a,2a,2j,4a,4c,4d,4e,4f,4g,9a,9d,10b,10c,11a	Clear, Horizontal, Carded
		300	27447	Q300T3CL/CD2-5PK	120	60	C-8	4.69	2.25	2000	5950	2950			1a,2a,2j,4a,4c,4d,4e,4f,4g,9a,9d,10b,10c,11a	Clear, Horizontal, Carded
		300	97673	Q300T3/HD/SCD2	120	25	C-8	4.69	2.25	2000	5950	2950			1a,2a,2j,4a,4c,4d,4e,4f,4g,9a,9d,10b,10c,11a	Torchiere, Small Card, Twin Pack
		500	23731	Q500T3/CL	120	12	C-8	4.69	2.25	2000	11100	3000			1a,2a,2j,4a,4c,4d,4e,4f,4g,9a,9d,10b,10c,11a	Clear, Horizontal
		500	23733	Q500T3/CL	130/120	12	C-8	4.69	2.25	2000	10550	3000			1a,2a,2j,4a,4c,4d,4e,4f,4g,9a,9d,10b,10c,11a	Clear, Horizontal
		500	23744	Q500T3/CL/6-12PK	120	144	C-8	4.69	2.25	1500	10950	3000			1a,2a,2j,4a,4c,4d,4e,4f,4g,9a,9d,10b,10c,11a	Clear, 6 Filament Support, Rough Service, Horizontal
		500	19382	Q500T3/CL/CD 5PK	120	60	C-8	4.69	2.25	2000	11100	3000			1a,2a,2j,4a,4c,4d,4e,4f,4g,9a,9d,10b,10c,11a	Clear, Horizontal, Carded
		500	27448	Q500T3CL/CD2-5PK	120	60	C-8	4.69	2.25	2000	11100	3000			1a,2a,2j,4a,4c,4d,4e,4f,4g,9a,9d,10b,10c,11a	Clear, Horizontal, Carded
		500	97674	Q500T3/HD/SCD2	120	25	C-8	4.69	2.25	2000	11100	2950			1a,2a,2j,4a,4c,4d,4e,4f,4g,9a,9d,10b,10c,11a	Special service, Motion-Sensing and Security, Small Card, Twin Pack
	R7s	1000	43711	Q1000T3/CL-6PK	230	144	C-8	10.06	6.13	2000	21500	3050			1a,2a,2j,2k,4a,4c,4d,4e,4f,4g,8a,9a,9d,10b,10c,12b	Clear, Horizontal
		1000	43712	Q1000T3/CL-6PK	240	144	C-8	10.06	6.44	2000	21500	3050			1a,2a,2j,2k,4a,4c,4d,4e,4f,4g,8a,9a,9d,10b,10c,12b	Clear, Horizontal
		1500	23828	Q1500T3/CL-12PK	208	144	C-8	10.06 cm	6.25 cm	2000	33000	3050			1a,2a,2j,2k,4a,4c,4d,4e,4f,4g,8a,9a,9d,10b,10c,12b	Clear, Horizontal
		1500	23826	Q1500T3/CL-12PK	220	144	C-8	10.06	6.18	2000	35800	3050			1a,2a,2j,2k,4a,4c,4d,4e,4f,4g,8a,9a,9d,10b,10c,12b	Clear, Horizontal
		1500	23830	Q1500T3/CL	240	12	C-8	10.06 cm	6.31 cm	2000	32000	3050			1a,2a,2j,2k,4a,4c,4d,4e,4f,4g,8a,9a,9d,10b,10c,12b	Clear, Horizontal
		1500	23832	Q1500T3/CL	277	12	C-8	10.06	6.25	2000	34400	3050			1a,2a,2j,2k,4a,4c,4d,4e,4f,4g,8a,9a,9d,10b,10c,12b	Clear, Horizontal
	R7s	150	23710	Q150T4/CL	25	12	CC-8	2.56		3000	2760	2850			2a,2j,4a,4c,4e,4f,4g,8a,9a,9d,10b,10c	Clear, Dental Spotlight
	R7s	300	43705	Q300T4/CL	120	12	CC-8	3.13	2.25	2000	5650	2900			1a,2a,2j,4a,4c,4e,4f,4g,9a,9d,10b,10c,11a	Clear
Halogen PAR56																
PAR56	Mog End Pr	500	43494	Q500PAR56NSP	120	6	CC-6	5		4000	8000	2950	96000		1a,2a,2j,4b,4c,4f,4g,7a,9b,10c	Narrow Spot
		500	43495	Q500PAR56MFL	120	6	CC-6	5		4000	8000	2950	43000		1a,2a,2j,4b,4c,4f,4g,7a,9b,10c	Medium Flood
		500	43496	Q500PAR56WFL	120	6	CC-6	5		4000	8000	2950	19000		1a,2a,2j,4b,4c,4f,4g,7a,9b,10c	Wide Flood
Halogen PAR64																
PAR64	ExMog EndPr	1000	43497	Q1000PAR64NSP	120	6	CC-6	5		4000	19400	3000	200000		1a,2a,2j,4b,4c,4f,4g,7a,9b,10c	Narrow Spot
		1000	43498	Q1000PAR64MFL	120	6	CC-6	5		4000	19400	3000	80000		1a,2a,2j,4b,4c,4f,4g,7a,9b,10c	Medium Flood
		1000	43499	Q1000PAR64WFL	120	6	CC-6	5		4000	19400	3000	33000		1a,2a,2j,4b,4c,4f,4g,7a,9b,10c	Wide Flood
Halogen Miniature Candelabra Screw (E11)																
	Mini-Cand	100	16452	Q100MC	120	6	CC-8	2.81	1.38	2000	1550	2950			1a,2a,2j,4a,4c,4e,4f,4g,9a,9d,10b,10c,12e	Frosted
		100	15507	Q100CL/MC	120	6	CC-8	2.81	1.38	2000	1600	2950			1a,2a,2j,4a,4c,4e,4f,4g,9a,9d,10b,10c,12e	Clear
		100	44385	Q100CL/MC/2V	120	6	CC-2V	2.81	1.38	750 H	1800	2950			1a,2a,2j,4a,4c,4e,4f,4g,9a,9d,10b,10c,12e	Clear
		100	19383	Q100CL/MC/CD 5PK	120	25	CC-8	2.81	1.38	2000	1600	2950			1a,2a,2j,4a,4c,4e,4f,4g,9a,9d,10b,10c,12e	Clear, Carded

Bulb Shape	Base Type	Watts	Order Code	Description	Volts	Case Qty	Filament Type	MOL (in)	LCL (in)	Rated Life (hrs)	Initial Lumens	Initial Color Temp	CBCP	Reduced Wattage	Warning and Caution Notices	Additional Information
Quartzline® (continued)																
Halogen Miniature Candelabra Screw (E11) (continued)																
	Mini-Cand	75	12715	Q75CL/MC/CD	120	25	CC-8	2.50	1.25	1000	1050	2950			1a,2a,2j,4a,4c,4e,4f,4g,8a,9a,9d,10b,10c,12e	Clear, Canded
	Mini-Cand	150	44654	Q150MC	120	6	CC-8	3.00	1.38	2000	2700	2950			1a,2a,2j,4a,4c,4e,4f,4g,8a,9a,9d,10b,10c,12e	Frosted
		150	43694	Q150CL/MC	120	6	CC-8	3.00	1.38	2000	2800	2950			1a,2a,2j,4a,4c,4e,4f,4g,8a,9a,9d,10b,10c,12e	Clear
		150	19386	Q150CL/MC/CD 5PK	120	25	CC-8	3.00	1.38	2000	2800	2950			1a,2a,2j,4a,4c,4e,4f,4g,8a,9a,9d,10b,10c,12e	Clear, Canded
		250	43695	Q250MC	120	6	CC-8	3.16	1.63	2000	4850	2950			1a,2a,2j,4a,4c,4e,4f,4g,8a,9a,9d,10b,10c,12e	Frosted
		250	43696	Q250MC	130/120	6	CC-8	3.16	1.63	2000	4850	2950			1a,2a,2j,4a,4c,4e,4f,4g,8a,9a,9d,10b,10c,12e	Frosted
		250	43699	Q250CL/MC	120	6	CC-8	3.16	1.63	2000	5000	2950			1a,2a,2j,4a,4c,4e,4f,4g,8a,9a,9d,10b,10c,12e	Clear
		250	43700	Q250CL/MC	130/120	6	CC-8	3.16	1.63	2000	5000	2950			1a,2a,2j,4a,4c,4e,4f,4g,8a,9a,9d,10b,10c,12e	Clear
		250	19387	Q250CL/MC/CD 5PK	120	25	CC-8	3.16	1.63	2000	5000	2950			1a,2a,2j,4a,4c,4e,4f,4g,8a,9a,9d,10b,10c,12e	Clear, Canded
		400	43706	Q400MC	120	6	CC-8	3.62	2.00	2000	7850	2950			1a,2a,2j,4a,4c,4e,4f,4g,8a,9a,9d,10b,10c,12e	Frosted
		400	43707	Q400CL/MC	120	6	CC-8	3.62	2.00	2000	8250	2950			1a,2a,2j,4a,4c,4e,4f,4g,8a,9a,9d,10b,10c,12e	Clear
		500	47950	Q500CL/MC (EVR)	120	6	CC-8	3.62	2.00	2000	10450	2950			1a,2a,2j,4a,4c,4e,4f,4g,8a,9a,9d,10b,10c,12e	Stage and Studio
Other																
	DC PreFoc	45	14473	Q45T4/CL/DCR	6.6A	12	C-6	2.60	1.06	500	845	2850			1a,2a,2j,2k,4a,4c,4e,4f,4g,8a,9a,9d,10b,10c	Airport and Airfield
	2-Pin Prefoc GY16d	45	41541	Q45T4/CL	45	12	C-6	2.50	1.06	500	835	3100			2a,2j,4a,4c,4d,4e,4f,4g,8a,9a,9d,10b,10c,12c	Clear, Airport, Base Down
		200	40702	Q200T4/CL	200	12	CC-6	2.50	1.53	500	4500	3100			2a,2j,4a,4c,4d,4e,4f,4g,8a,9a,9d,10b,10c	Clear, Airport, Base Down
	2-Pin GY9.5	235	11548	Q235T4/3	33	12	CC-6	2.63	1.53	150	6000	3125			2a,2j,4a,4c,4d,4e,4f,4g,8a,9a,9d,10b,10c,12c	Frosted, Instrument, Prefocus
	1" Ribbon Leads	500	39071	Q500T8/1CL	500	20	CC-8	4.25	2.50	500	13400	3200			1a,2a,2j,2k,4a,4c,4d,4e,4f,4g,8a,9a,9d,10b,10c,12b	Clear, Airport, Special Bulb
Airport																
	Bi-Pin Special	45	23847	Q6.6A/T2 1/2/1CL	6.6A	12	C-8	1.75		1000	710				2a,2j,4a,4c,4e,4f,4g,8a,9a,9d,10b,10c	Clear, Airport
	PK30D	100	80584	Q6.6A100PK30d-m	6.6A	10	CBAR-6	2	0.79	1000	2700				2a,2j,4a,4c,4e,4f,4g,8a,9a,9d,10b,10c	Airport, Male Spade
	PK30D	100	80588	Q6.6A100PK30d-f	6.6A	10	CBAR-6	2	0.79	1000	2700				2a,2j,4a,4c,4e,4f,4g,8a,9a,9d,10b,10c	Airport, Female Spade
	PK30D	150	80585	Q6.6A150PK30d-m	6.6A	10	CBAR-6	2	0.79	1000	3600				2a,2j,4a,4c,4e,4f,4g,8a,9a,9d,10b,10c	Airport, Male Spade
	PK30D	150	80589	Q6.6A150PK30d-f	6.6A	10	CBAR-6	2	0.79	1000	3600				2a,2j,4a,4c,4e,4f,4g,8a,9a,9d,10b,10c	Airport, Female Spade
	PK30D	200	80586	Q6.6A200PK30d-m	6.6A	10	CC-6	2.3	0.79	1000	4800				2a,2j,4a,4c,4e,4f,4g,8a,9a,9d,10b,10c	Airport, Male Spade
	PK30D	200	80590	Q6.6A200PK30d-f	6.6A	10	CC-6	2.3	0.79	1000	4800				2a,2j,4a,4c,4e,4f,4g,8a,9a,9d,10b,10c	Airport, Female Spade
	1" Ribbon Leads	200	23857	Q6.6A/T4/5CL	6.6A	12	CC-8	3.00		500	5000				2a,2j,4a,4c,4e,4f,4g,8a,9a,9d,10b,10c	Clear, Airport
	D C Bay BA15d	200	23860	Q6.6AT4/DCR	6.6A	12	CC-6	2.50	1.06	500	5150				2a,2j,4a,4c,4e,4f,4g,8a,9a,9d,10b,10c,12e	Clear, Airport, Ringed
	Scrw Term	200	33279	Q6.6A PAR56/3	6.6A	12	CC-6	4.5		1000			200000		2a,2j,4b,4c,4d,4f,4g,7a,9b,10c	PAR, Airport, BDTH
	Mog End Pr	200	38271	Q6.6A PAR56/2	6.6A	12	CC-6	5		1000			16000		2a,2j,4b,4c,4d,4f,4g,7a,9b,10c	PAR, Airport, BDTH
	Mog End Pr GX16d	200	18309	Q6.6A/PAR56/4	6.6A	12	CC-6	5.00		600					2a,2j,4b,4c,4d,4f,4g,7a,9b,10c	PAR, Airport, Prismatic Lens, BDTH
	Mog End Pr	200	13224	Q6.6A/PAR 64/2P	6.6A	6	CC-6	4.5		2000			16000		2a,2j,4b,4c,4d,4f,4g,7a,9b,10c	PAR, Airport, BDTH
	Scrw Term	300	32861	Q20A/PAR56/2		12	CC-6	4.5		500			200000		2a,2j,4b,4c,4f,4g,7a,9b,10c	PAR, Airport, Burn Position: Any
	Mog End Pr	300	15482	Q20A/PAR56/C		12	CC-6	5		500					2a,2j,4c,4f,4g,7a,9b,10c	PAR, Airport, Coated, Burn Position: Any

For the most up-to-date product information, see www.gelighting.com. To convert inches to millimeters, multiply by 25.4. All warning and caution notices found at the end of this section (page 2-19).

Halogen Lamps

Bulb Shape	Base Type	Watts	Order Code	Description	Volts	Case Qty	Filament Type	MOL (in)	LCL (in)	Rated Life (hrs)	Initial Lumens	Initial Color Temp	CBCP	Reduced Wattage	Warning and Caution Notices	Additional Information
Airport (continued)																
PAR64	Mog End Pr	300	13223	Q6.6A/PAR 64/3P	6.6A	6	CC-6	4.5		2000					2a,2j,4b,4c,4d,4f,4g,7a,9b,10c	PAR, Airport, BDTH
PAR56	Scrw Term	499	23863	Q20A/PAR56/3		12	CC-6	4.5		500			330000		2a,2j,4b,4c,4d,4f,4g,7a,9b,10c	PAR, Airport, BDTH
PAR56	Mog End Pr	500	15485	Q20A/PAR56/1/C		12	CC-6	5		500					2a,2j,4c,4f,4g,7a,9b,10c	PAR, Airport, Coated, Burn Position: Any
Tubular Quartz Heat																
Sleeve																
T3	Sleeve	300	39019	QH300T3/CL	120	12	C-8	8.50	4.19	5000		2400			1a,2a,2b,3a,4c,4d,4e,4f,4g,9a,9d,10b,10c,12b,12e	Infrared, Clear
		375	21337	QH375T3/CL	120	12	C-8	8.80	5.06	5000		2400			1a,2a,2b,3a,4c,4d,4e,4f,4g,9a,9d,10b,10c,12b,12e	Infrared, Clear
		500	21788	QH500T3/CL	120	12	C-8	8.80	4.81	5000		2400			1a,2a,2b,3a,4c,4d,4e,4f,4g,9a,9d,10b,10c,12b,12e	Infrared, Clear
		1000	22355	QH1000T3/CL	210	12	C-8	13.80	10.00	5000		2400			1a,2a,2b,3a,4c,4d,4e,4f,4g,9a,9d,10b,10c,12b,12e	Infrared, Clear
Recessed Single Contact (R7s)																
T3	Sleeve	1000	22357	QH1000T3/CL	240	12	C-8	13.81	10.00	5000		2400			1a,2a,2b,3a,4c,4d,4e,4f,4g,9a,9d,10b,10c,12b,12e	Infrared
		1000	22358	QH1000T3/CL/1	240	12	C-8	11.90	10.00	5000		2400			1a,2a,2b,3a,4c,4d,4e,4f,4g,9a,9d,10b,10c,12b,12e	Infrared, Clear, Horizontal
		1000	22365	QH1000T3/2CL/HT	240	12	C-8	13.80	10.00	5000		2400			1a,2a,2b,3a,4c,4d,4e,4f,4g,9a,9d,10b,10c,12b,12e	Infrared, Clear, High Temp, Construction, Horizontal
		1200	22531	QH1200T3/CL	144	12	C-8	8.80	6.13	5000		2450			1a,2a,2b,3a,4c,4d,4e,4f,4g,9a,9d,10b,10c,12b,12e	Infrared, Clear, Horizontal
		1200	22532	QH1200T3/CL/HT	144	12	C-8	8.80	6.13	5000		2450			1a,2a,2b,3a,4c,4d,4e,4f,4g,9a,9d,10b,10c,12b,12e	Infrared, Clear, High Temp, Construction, Horizontal
		1600	22686	QH1600T3/CL	210	12	C-8	19.80	15.88	5000		2350			1a,2a,2b,3a,4c,4d,4e,4f,4g,9a,9d,10b,10c,12b,12e	Infrared, Horizontal
		1600	22688	QH1600T3/CL	240	12	C-8	19.80	15.88	5000		2400			1a,2a,2b,3a,4c,4d,4e,4f,4g,9a,9d,10b,10c,12b,12e	Infrared, Clear, Horizontal
		1600	22695	QH1600T3/CL	277	12	C-8	19.80	15.88	5000		2400			1a,2a,2b,3a,4c,4d,4e,4f,4g,9a,9d,10b,10c,12b,12e	Infrared, Horizontal
		2500	22838	QH2500T3/CL	480	12	C-8	28.80	24.88	5000		2400			1a,2a,2b,3a,4c,4d,4e,4f,4g,9a,9d,10b,10c,12b,12e	Infrared, Clear, Horizontal
		3800	22875	QH3800T3/CL	575	6	C-8	41.80	38.00	5000		2500			1a,2a,2b,3a,4f,5a,5b,9a,9d,10c,12b,12e	Infrared, Horizontal
		3800	22878	QH3800T3/CL/VB	575	6	C-8	41.80	38.00	5000		2500			1a,2a,2b,3a,4f,5a,5b,9a,9d,10c,12e	Infrared, Clear, Universal
		6600	13511	QH6600T3/CL/HT	480	12	C-8	11.90	9.75	150					1a,2a,2b,4c,4d,4e,4f,4g,9a,9d,10b,10c,12b,12e	Infrared, Clear, Horizontal, High Temp
T3	R7s	375	38893	QH375T3/CL/7	120	12	C-8	8.80	5.06	5000		2400			1a,2a,2b,3a,4c,4d,4e,4f,4g,9a,9d,10b,10c,12b,12e	Infrared, Clear
		500	21787	QH500T3/CL/7	120	12	C-8	8.80	4.81	5000		2400			1a,2a,2b,3a,4c,4d,4e,4f,4g,9a,9d,10b,10c,12b,12e	Infrared, Clear
		1600	22691	QH1600T3/CL/7	240	12	C-8	19.80	15.88	5000		2400			1a,2a,2b,3a,4c,4d,4e,4f,4g,9a,9d,10b,10c,12b,12e	Infrared, Clear, Horizontal
		1600	22699	QH1600T3/CL/7	210	12	C-8	19.80	15.88	5000		2350			1a,2a,2b,3a,4c,4d,4e,4f,4g,9a,9d,10b,10c,12b,12e	Infrared, Clear, Horizontal
		2500	22837	QH2500T3/CL/7	460	12	C-8	28.80	24.88	5000		2400			1a,2a,2b,3a,4c,4d,4e,4f,4g,9a,9d,10b,10c,12b,12e	Infrared, Clear, Horizontal
T3	R7s	3650	10872	QH3650T3/CL/5	480	6	C-8	41.63	38.00	5000		2500			1a,2a,2b,3a,4f,5a,5b,9a,9d,10c,12b,12e	Infrared, Horizontal

Bulb Shape	Base Type	Watts	Order Code	Description	Volts	Case Qty	Filament Type	MOL (in)	LCL (in)	Rated Life (hrs)	Initial Lumens	Initial Color Temp	CBCP	Reduced Wattage	Warning and Caution Notices	Additional Information
Tubular Quartz Heat (continued)																
Other																
 T3	Ceramic Sleeve	2000	12716	QH2MT3/CL/HT/R	230	12	C-8	13.00	11.00	5000		2450			1a,2a,2b,3a,4c,4d,4e,4f,4g,9a,9d,10b,10c,12b,12e	Infrared, Clear, High Temp, Horizontal, Reflector 170°
 T3	Sleeve	2000	15551	QH2MT3/1CL/HT/VB	240	12	C-8	11.90	9.60	500		2450			1a,2a,2b,3a,4c,4d,4e,4f,4g,9a,9d,10b,10c,12b,12e	Infrared, Clear, High Temp, Construction, Universal
	Wire Lead	2000	18668	QH2MT3/CL/VB	230	12	C-8	13.80	11.00	5000		2450			1a,2a,2b,3a,4c,4d,4e,4f,4g,9a,9d,10b,10c,12b,12e	Infrared, Clear, Universal
	Sleeve	2000	22790	QH2M/T3/CL/HT	225	12	C-8	18.80	10.00	5000		2450			1a,2a,2b,3a,4c,4d,4e,4f,4g,9a,9d,10b,10c,12b,12e	Infrared, Clear, High Temp, Construction, Horizontal
	CER	2500	28126	QH2.5MT3/CL/HT/R	400	12	C-8	15.1	12.3	5000		2450			1a,2a,2b,3a,4c,4d,4e,4f,4g,9a,9d,10b,10c,12b,12e	Infrared, High Temp, Horizontal, Reflector 170
	CER	3000	28127	QH3MT3/CL/HT/R	400	12	C-8	15.1	12.3	5000		2450			1a,2a,2b,3a,4c,4d,4e,4f,4g,9a,9d,10b,10c,12b,12e	Infrared, High Temp, Horizontal, Reflector 170
	M4 Lug Term	6000	29889	QH6000T3/HT-ASM	480	12	C-8	14.2	11.4						1a,2a,2b,3a,4c,4d,4e,4f,4g,9a,9d,10b,10c,12b,12e	Infrared, Clear, Horizontal, High Temp
 T3	Wire Lead	6000	23843	QH6MT3/CL/HT	480	12	C-8	11.90	9.70	100		3250			1a,2a,2b,4c,4d,4e,4f,4g,9a,9d,10b,10c,12b,12e	Infrared, Clear, High Temp, Horizontal

Halogen Lamps

General Information

Halogen Lamp Operating Precautions

The lamps listed in this catalog are filled to high internal gas pressures to maximize lamp efficacy (lumens per watt). Some general cautions are given below.

High Operating Temperatures

Since operating temperatures are critical to the effective self-cleaning properties of halogen lamps, filament tube wall temperatures should not go below 482°F (250°C). Hot spots on the bulb wall itself can go as high as 1230°F (700°C) in normal operation.

Substantial heat is generated in all halogen lamps, so equipment design should make allowance for the dissipation of excessive heat. Certain lamps and extremely confined fixtures may require additional ventilation or heat sinking to ensure proper operation of the halogen cycle and to prevent damage to the fixture. It is a good practice to test the lamp in the operating environment early in the design cycle to ensure adequate performance. Precautions must be taken in the selection of materials for lampholders, reflectors and lamp housings because the 1230°F (700°C) bulb wall temperature is greater than the kindling temperature of many materials. Lamp base temperatures should not exceed 662°F (350°C) because, above that point, lead wires may deteriorate and the basing cement loosen, causing premature lamp failure.

Distribution of Spectral Radiation

Halogen lamps offer large amounts of visible and infrared energy from a small light source, with about 90% of the energy in the infrared. Some halogen lamps can be used for special applications where small amounts of ultraviolet energy are required. The slight

ultraviolet radiation that comes from unprotected sources could cause skin and eye irritation following extended direct exposure. Passing the light through ordinary glass or plastic provides adequate protection. The lenses of the PAR, TAL or Cover Glass Precise™ lamps provide this protection.

Quartz Heat Lamps

GE standard quartz heat products are primarily pressurized halogen lamps. Many standard tungsten coil filaments have been converted to a deflection coil winding design that eliminates the need for filament supports through an integral coil/support construction. These changes will improve lamp life as well as keep the bulb wall cleaner during operation and throughout the life of the lamp.

In general, halogen lamps are more efficient than ordinary incandescent lamps. HIR™ lamps are the most efficient halogen lamps we offer. For each application, check life, lumens, wattage, beam spread and lamp dimensions to determine proper bulb selection.

GE has added a reflectorized heat lamp with a patented design that directs the infrared to a surface rather than in 360° angle.

Halogen Caution Notice – General

Halogen lamps are constructed of a glass bulb with a pressurized internal filament tube that operates at high temperatures and could unexpectedly shatter. Should the outer bulb break, particles of extremely hot glass could be discharged into the fixture enclosure and/or surrounding environment, thereby creating a risk of personal injury or fire.

Operating Notes

- Turn power off and let lamp cool before removal to avoid potential burn and electrical shock during lamp replacement
- Do not use lamp if outer glass is scratched or broken because it may break during installation or later during operation
- Do not use lamp in close proximity to combustible materials or those adversely affected by drying or fading action because of heat radiation in the lamp beam
- Dispose of removed lamp with care such as placing in used lamp carton or other closed container

Compact PAR Lamps (PAR20/30)

- Use outdoors in enclosed fixtures or where protected from exposure to water

Quartzline® PAR (250W)

- Avoid use where exposed to moisture which may cause lamp to break or shatter
- Do not operate lamp over 110% rated voltage. Overvoltage operation increases pressure and tendency to break.
- Use this lamp only in fixtures designed for Q250PAR38 lamps

Halogen A-Line (TB/H)

Caution: Cracked or broken bulbs that still light should be replaced immediately. The inner tube of the GE Halogen lamp is pressurized, operates at high temperature and could unexpectedly shatter with the possibility of property damage or personal injury. Avoid use in unstable table lamps, dispose of with care. To avoid burns, electricity should be switched off and the lamp allowed to cool for several minutes before removing from socket. Use outdoors only in enclosed fixtures or where protected from exposure to water.

Operating Notes – Low Voltage Lamps

Low voltage tungsten-halogen lamps are sensitive to voltage variations. Even a small change in voltage can have a considerable impact on lamp life. Designers should match fixture transformer ratings to actual line voltages to ensure that the lamps operate at as close to 12 volts as possible.

Rapid cycling can also shorten lamp life, and designers should take advice from their GE Lighting representative before using these lamps in flashing or blinking applications.

The lamps may be dimmed by reducing voltage. However, this may cause the bulbs to blacken. If this occurs the lamp should be run at full voltage for fifteen minutes, thereby clearing the problem. Note that the nature of low voltage lighting systems requires the use of fluorescent-type dimmers. Lamp can be operated on AC or DC currents.

Warning and Caution Notices

<p>1</p> <p>⚠ WARNING Risk of electric shock</p> <ul style="list-style-type: none"> a. Turn power off before inspection, installation or removal b. Turn power off if glass bulb is broken, even if bulb continues to light. Remove and dispose of lamp. c. Do not open. No user serviceable parts inside. 	<p>6</p> <p>⚠ WARNING Risk of burn</p> <ul style="list-style-type: none"> a. Do not touch operating lamp 	Incandescent
<p>2</p> <p>⚠ WARNING Risk of fire</p> <ul style="list-style-type: none"> a. Keep combustible materials away from lamp b. Use in fixture rated for this product c. Use in fixture rated for this product—see instructions d. Operate base down to horizontal only e. In table lamp use only with shade f. Do not use in enclosed fixture or with lamp shade g. Use in high intensity fixture rated for this product h. Do not use as a night light i. Burning position base down only j. Use in enclosed fixture rated for this product k. Fire Hazard! Do not use in Torchieres or other indoor residential fixtures 	<p>7</p> <p>⚠ WARNING A damaged lamp emits UV radiation which may cause eye/skin injury</p> <ul style="list-style-type: none"> a. Turn power off if glass bulb is broken. Remove and dispose of lamp. 	Halogen
<p>3</p> <p>⚠ WARNING Lamp emits IR radiation which may cause eye injury</p> <ul style="list-style-type: none"> a. Avoid exposure of eyes and skin to unshielded lamp 	<p>8</p> <p>⚠ WARNING Lamp emits UV radiation which may cause eye/skin injury.</p> <ul style="list-style-type: none"> a. Avoid exposure of eyes and skin to unshielded lamp 	High Intensity Discharge
<p>4</p> <p>⚠ WARNING Pressurized lamp—unexpected rupture may cause injury, fire, or property damage</p> <ul style="list-style-type: none"> a. Use eye protection when handling lamp b. Avoid direct water/liquid contact c. Use in enclosed fixture rated for this product d. Operate lamp only in specified position e. Do not touch glass with bare hands f. Do not use lamp if outer glass is scratched or broken g. Do not exceed 110% of rated voltage h. Do not use where directly exposed to water or outdoors without an enclosed fixture i. Do not exceed rated voltage j. Do not use lamp if outer jacket is scratched or broken, even if bulb continues to light. Turn power off, remove and dispose. k. Do not use in wet locations 	<p>9</p> <p>⚠ CAUTION Risk of burn</p> <ul style="list-style-type: none"> a. Allow lamp to cool before handling b. Allow lamp/fixture to cool before handling c. Do not touch operating lamp d. Turn power off before installing lamp 	Fluorescent
<p>5</p> <p>⚠ WARNING Unexpected lamp rupture may cause injury, fire, or property damage</p> <ul style="list-style-type: none"> a. Do not touch glass with bare hands b. Operate lamp only in specified position c. Use in enclosed fixture rated for this product d. Do not use lamp if outer glass is scratched or broken e. Avoid direct water, liquid or metal contact 	<p>10</p> <p>⚠ CAUTION Lamp may shatter and cause injury if broken</p> <ul style="list-style-type: none"> a. Wear safety glasses and gloves when handling lamp b. Dispose of lamp in a closed container c. Do not use lamp if outer glass is scratched or broken 	Compact Fluorescent
<p>6</p> <p>⚠ WARNING Pressurized lamp—unexpected rupture may cause injury, fire, or property damage</p> <ul style="list-style-type: none"> a. Use eye protection when handling lamp b. Avoid direct water/liquid contact c. Use in enclosed fixture rated for this product d. Operate lamp only in specified position e. Do not touch glass with bare hands f. Do not use lamp if outer glass is scratched or broken g. Do not exceed 110% of rated voltage h. Do not use where directly exposed to water or outdoors without an enclosed fixture i. Do not exceed rated voltage j. Do not use lamp if outer jacket is scratched or broken, even if bulb continues to light. Turn power off, remove and dispose. k. Do not use in wet locations 	<p>11</p> <p>⚠ CAUTION Lamp emits UV radiation which may cause eye/skin irritation.</p> <ul style="list-style-type: none"> a. Minimize exposure 	LED Lamps and Systems
<p>7</p> <p>⚠ WARNING Pressurized lamp—unexpected rupture may cause injury, fire, or property damage</p> <ul style="list-style-type: none"> a. Use eye protection when handling lamp b. Avoid direct water/liquid contact c. Use in enclosed fixture rated for this product d. Operate lamp only in specified position e. Do not touch glass with bare hands f. Do not use lamp if outer glass is scratched or broken g. Do not exceed 110% of rated voltage h. Do not use where directly exposed to water or outdoors without an enclosed fixture i. Do not exceed rated voltage j. Do not use lamp if outer jacket is scratched or broken, even if bulb continues to light. Turn power off, remove and dispose. k. Do not use in wet locations 	<p>12</p> <p>OP. INST.</p> <ul style="list-style-type: none"> a. Burning position – base up b. Burning position – horizontal c. Burn base down only d. Burn base down to horizontal e. Limit seal temp to 650°F. Maintain min bulb wall temp of 500°F for operation of halogen cycle 	Stage and Studio
<p>8</p> <p>⚠ WARNING Pressurized lamp—unexpected rupture may cause injury, fire, or property damage</p> <ul style="list-style-type: none"> a. Use eye protection when handling lamp b. Avoid direct water/liquid contact c. Use in enclosed fixture rated for this product d. Operate lamp only in specified position e. Do not touch glass with bare hands f. Do not use lamp if outer glass is scratched or broken g. Do not exceed 110% of rated voltage h. Do not use where directly exposed to water or outdoors without an enclosed fixture i. Do not exceed rated voltage j. Do not use lamp if outer jacket is scratched or broken, even if bulb continues to light. Turn power off, remove and dispose. k. Do not use in wet locations 		Miniature and Sealed Beam
		Projection

Halogen Lamps

Cross-Reference

GE Description	Osram/ Sylvania Description	Philips Description
Order This GE Lamp	If you currently use these lamps	
Halogen PAR Lamps		
60PAR16/H/SP10	60PAR16/CAP/NSP10	60PAR16/HAL/NSP10
60PAR16/H/FL30	60PAR16/CAP/NFL30	60PAR16/HAL/NFL27
75PAR16/H/SP10	75PAR16/CAP/NSP10	—
75PAR16/H/FL30	75PAR16/CAP/NFL30	—
50PAR20/H/SP10	50PAR20/CAP/SPL/NSP10	50PAR20/HAL/NSP9
50PAR20/H/FL25	50PAR20/CAP/SPL/NFL30	50PAR20/HAL/NFL30
50PAR30/H/SP10	50PAR30/CAP/SPL/NSP9	50PAR30S/HAL/NSP10
50PAR30/H/FL25	50PAR30/CAP/SPL/NFL25	50PAR30S/HAL/NFL30
50PAR30/H/FL35	50PAR30/CAP/SPL/FL40	50PAR30S/HAL/FL40
50PAR30L/H/SP10	50PAR30LN/CAP/SPL/NSP9	50PAR30L/HAL/NSP9
50PAR30L/H/FL40	50PAR30LN/CAP/SPL/NFL30	50PAR30L/HAL/NFL30
50PAR30L/H/WFL	50PAR30LN/CAP/SPL/WFL50	50PAR30L/HAL/WFL60
60PAR30/H/NSP9	60PAR30/CAP/SPL/NSP9	60PAR30S/HAL/NSP10
60PAR30/H/FL25	60PAR30/CAP/SPL/NFL25	60PAR30S/HAL/NFL30
60PAR30/H/FL35	—	60PAR30S/HAL/NFL40
75PAR30/H/SP10	75PAR30/CAP/SPL/NSP9	75PAR30S/HAL/NSP10
75PAR30/H/FL25	75PAR30/CAP/SPL/NFL25	75PAR30S/HAL/NFL30
75PAR30/H/FL35	75PAR30/CAP/SPL/FL40	75PAR30S/HAL/FL40
75PAR30L/H/SP10	75PAR30LN/CAP/NSP9	75PAR30L/HAL/NSP9
75PAR30L/H/FL25	75PAR30LN/CAP/NFL25	75PAR30L/HAL/NFL30
75PAR30L/H/WFL	75PAR30LN/CAP/WFL40	75PAR30L/HAL/FL40
45PAR/H/SP10	45PAR/CAP/SPL/SP9	45PAR38/HAL/SP12/LL
45PAR/H/FL25	45PAR/CAP/SPL/FL30	45PAR38/HAL/FL28/LL
50PAR/H/SP10	50PAR38/HAL/SP9	—
50PAR/H/FL25	50PAR38/HAL/FL30	—
60PAR/H/SP10	60PAR/CAP/SPL/SP10	60PAR38/HAL/NSP10/WLL
60PAR/H/FL25	60PAR/CAP/SPL/NSL25	60PAR38/HAL/FL28/WLL
75PAR/H/NSP9	75PAR/CAP/SPL/SP9	75PAR38/HAL/SP10/WLL
75PAR/H/FL25	75PAR/CAP/SPL/FL30	75PAR38/HAL/FL28/WLL
90PAR/H/SP10	90PAR/CAP/SPL/SP9	90PAR38/HAL/SP12/LL
90PAR/H/FL25	90PAR/CAP/SPL/FL30	90PAR38/HAL/FL28/LL
90PAR/H/WFL	90PAR/CAP/SPL/WFL50	90PAR38/HAL/WFL60/WLL
100PAR/H/SP10	100PAR38/HAL/SP9	—
100PAR/H/FL25	100PAR38/HAL/FL30	—
120PAR/H/SP9	120PAR/CAP/SPL/SP10	—
120PAR/H/FL30	120PAR/CAP/SPL/FL30	—
Halogen HIR™ PAR Lamps		
45PAR30/HIR/SP9XL	—	45PAR30/IRC/HAL/SP10
45PAR30/HIR/FL25XL	—	45PAR30/IRC/HAL/FL25
45PAR30/HIR/FL35XL	—	45PAR30/IRC/HAL/FL40
50PAR30/HIR/SP9	50PAR30/CAP/IR/NSP9	50PAR30S/IRC/NSP10
50PAR30/HIR/FL25	50PAR30/CAP/IR/NFL25	50PAR30S/IRC/NFL30
50PAR30/HIR/FL35	50PAR30/CAP/IR/FL40	50PAR30S/IRC/FL40
Halogen HIR™ PAR38 Lamps		
45PAR/HIR/FL40XL	—	45PAR38/IRC/WFL
45PAR/HIR+/SR10	—	—
45PAR/HIR+/FL25	—	—
48PAR/HIR+/SP10	—	—
48PAR/HIR+/FL25	—	—
50PAR/HIR/SP6	—	—
50PAR/HIR/SP9	50PAR38/CAP/IR/SP9	50PAR38/IRC/SP10
50PAR/HIR/FL25	50PAR38/CAP/IR/NFL25	50PAR38/IRC/FL25
50PAR/HIR/S/SP10	—	—
50PAR/HIR/S/FL25	—	—
55PAR/HIR+/SP10	—	—
55PAR/HIR+/FL25	—	—
60PAR/HIR/SP10	60PAR38/CAP/IR/SP9	60PAR38/IRC/SP12
60PAR/HIR/FL30	60PAR38/CAP/IR/FL30	60PAR38/IRC/FL25
60PAR/HIR/FL40	—	60PAR38/IRC/HAL/FL40
60PAR/HIR/S/SP10	—	—

GE Description	Osram/ Sylvania Description	Philips Description
Order This GE Lamp	If you currently use these lamps	
Halogen HIR™ PAR38 Lamps (continued)		
60PAR/HIR/S/FL25	—	—
60PAR/HIR+/SP10	—	—
60PAR/HIR+/FL25	—	—
67PAR/HIR+/SP10	—	—
67PAR/HIR+/FL25	—	—
70PAR/HIR/SP10	—	70PAR38/IRC/HAL/SP10
70PAR/HIR/FL25	—	70PAR38/IRC/HAL/FL25
80PAR/HIR/SP10	80PAR/CAP/IR/SP10	—
80PAR/HIR/SP12	80PAR/CAP/IR/SP12	—
80PAR/HIR/FL25	80PAR/CAP/IR/FL25	—
83PAR/HIR+/SP10	—	—
83PAR/HIR+/FL25	—	—
90PAR/HIR/SP12XL	—	—
90PAR/HIR/FL40XL	—	—
100PAR/HIR/SP10	100PAR/CAP/IR/SP10	100PAR38/IRC/SP10
100PAR/HIR/FL25	100PAR/CAP/IR/NFL25	100PAR38/IRC/FL25
100PAR/HIR/FL40	100PAR/CAP/IR/FL40	100PAR38/IRC/WFL
Halogen MR11 Lamps		
Q20MR11/SP15	20MR11/SP10/FTB	20MRC11/SP10
Q20MR11/NFL30	20MR11/FL35/FTD	20MRC11/FL30
Q35MR11/NSP20	35MR11/SP10/FTE	—
Q35MR11/NFL30	35MR11/FL40/FTH	35MRC11/FL30
Halogen Standard MR16 Lamps		
Q20MR16/SP	20MR16/NSP8/ESX	20MRC16/SP10
Q20MR16/FL	20MR16/FL40/BAB	20MRC16/FL36
Q50MR16/SP	50MR16/NSP12/EST	50MRC16/SP10
Q50MR16/FL	20MR16/FL40/EXN	50MRC16/FL38
Halogen ConstantColor® Precise™ MR16 Lamps		
Q20MR16/C/NSP7	20MR16/T/NSP10	20MRC16/CC/SP10
Q20MR16/C/NSP15	—	20MRC16/CC/NFL24
Q20MR16/C/FL40	20MR16/T/NFL40	20MRC16/CC/FL38
Q35MR16/C/SP20	35MR16/T/NFL25	—
Q35MR16/C/FL40	35MR16/T/FL40	—
Q42MR16/C/NSP9	50MR16/T/NSP10	—
Q50MR16/C/NSP15	—	50MRC16/CC/SP10
Q50MR16/C/NFL25	50MR16/T/NFL25	50MRC16/CC/NFL24
Q50MR16/C/NFL30	—	—
Q50MR16/C/FL40	50MR16/T/FL40	50MRC16/CC/NFL38
Q50MR16/C/WFL55FNV	50MR16/T/WFL60	—
Q71MR16/C/NSP15	65MR16/T/NSP10	—
Q71MR16/C/NFL25	65MR16/T/NFL25	—
Q71MR16/C/FL40	65MR16/T/FL40	—
Halogen HIR™ MR16 Lamps		
Q20MR16/HIR/CG10	20MR16/IR/SP10/C	20MRC16/IRC/ALW/SP8
Q20MR16/HIR/CG25	20MR16/IR/NFL25/C	—
Q20MR16/HIR/CG35	20MR16/IR/FL35/C	20MRC16/IRC/ALW/FL36
Q37MR16/HIR/CG10	37MR16/IR/NSP10C	35MRC16/IRC/SP8
Q37MR16/HIR/CG25	37MR16/IR/NFL25C	35MRC16/IRC/NFL24
Q37MR16/HIR/CG40	37MR16/IR/FL40C	35MRC16/IRC/FL36
Q50MR16/HIR/CG10	50MR16/IR/NSP10C	45MRC16/IRC/SP8
Q50MR16/HIR/CG25	50MR16/IR/NFL25C	45MRC16/IRC/NFL24
Q50MR16/HIR/CG40	50MR16/IR/FL40C	45MRC16/IRC/FL36
Halogen Bi-Pin Low Voltage		
Q5T3/CL	5T3Q/CL	5W12V/Capsule
Q10T3/CL	10T3Q/CL	10W12V/Capsule
Q20T3/CL	20T3Q/CL/AX	20W12V/Capsule
Q35T3/CL	35T3Q/CL/AX	35W12V/Capsule
Q50T3/CL	50T4Q/CL	50W12V/Capsule
Q75T4/CL	75T4Q/CL/RP	—

Cross-Reference (continued)

GE Description	Osram/ Sylvania Description	Philips Description
Order This GE Lamp	If you currently use these lamps	
Halogen Single-Ended		
Q100CL/DC	100Q/CL/DC	100Q/CL/DC
Q100CL/MC	100Q/CL/MC	100Q/CL
Q100DC	100Q/DC	—
Q150CL/DC/2V	150Q/CL/DC/1	—
Q150CL/DC	150Q/CL/DC	150Q/CL/DC
Q150CL/MC	150Q/CL/MC/2	150Q/CL
Q150CL/MC/2V	150Q/CL/MC	—
Q150DC	150Q/DC	150Q/DC
Q150MC	150Q/MC	150Q
Q250CL/DC	250Q/CL/DC	250Q/CL/DC
Q250CL/MC	250Q/CL/MC/2	250Q/CL
Q250DC	250Q/DC	—
Q250MC	250Q/MC	—
Halogen Double-Ended		
Q100T3/CL/CD	100T3Q/CL	BC100T3Q/CL/TP
Q150T3/CL	150T3Q/CL	BC100T3Q/CL/TP
Q300T3/CL	300T3Q/CL	300T3Q/P/CL
Q500T3/CL	500T3Q/CL	500T3Q/P/CL

Incandescent

Halogen

High Intensity
Discharge

Fluorescent

Compact
Fluorescent

LED Lamps
and Systems

Stage and Studio

Miniature and
Sealed Beam

Projection

