

# LUNERA SUSAN LAMP

LED Replacement for Metal Halide Lamps  
400W - 250W - 175W



## Description

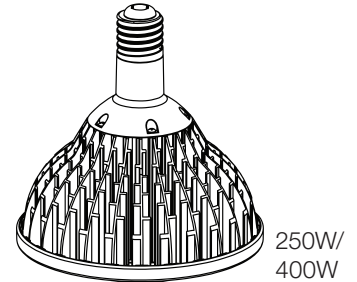
The Susan Lamp brings the beauty and intelligence of LED light to your hard working metal halide fixtures. With ultra-low energy draw and a 50,000+ hour lifetime, you'll enjoy big savings for a very long time. Susan Lamp Pro and Junior lines are available to replace 400W, 250W, and 175W metal halides. The Susan Pro line delivers equivalent mean light levels as the metal halides they replace, at a fraction of the lifetime cost. The Junior line offers even bigger savings in spaces where lower light levels are preferred.

BallastLED technology allows you to leverage existing fixtures and ballasts with no conversion expense. Just screw the lamp into your existing metal halide fixture, no need to bypass the ballast.

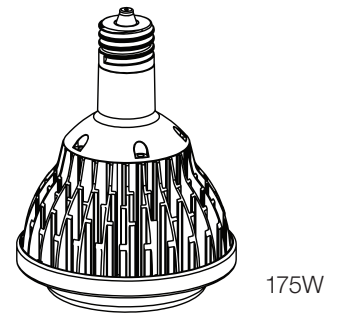
The Susan Lamp's L70 life is 50,000 hours – 5 times longer than even the L65 rated life for metal halide lamps. That saves you at least 4 replacement cycles on top of the huge 60%-90% energy savings.

The full spectrum LED technology of the Susan Lamp has a CRI of 70+, which outshines metal halide lamps. And the Susan Lamp provides steady light levels across its long life, so you can reliably optimize space lighting as desired and consistently over time.

Enjoy beautiful instant-on lighting that plays well with smart sensor controls.



250W/  
400W



175W

## Features

- Replaces 400W, 250W, or 175W metal halide lamps
- Plug and Play installation, with existing installed magnetic ballasts
- Ultra-low energy draw, extends existing magnetic ballast life
- Up to 15,000 lumens, fixture delivered light output
- 17W to 156W lamp power, yields 60%-90% energy savings
- 70+ CRI
- CCT 4,000K

## Ordering Information

Example: SN-VP-E39-400W-4000-G1

Series	Version	Socket Type	Lamp Wattage Replaced	CCT	Generation
SN Susan Lamp	VP Vertical-Pro VJ Vertical-Junior	E39 Fits in mogul (E39) base MH socket	400W: 400W 250W: 250W 175W: 175W	4000 4000 Kelvin	G1 1st Generation

PROJECT	CONTACT	MODEL NO.
REFERENCE NO.	QUANTITY	DATE

## Pro Line Product Specifications

	400 Pro	250 Pro	175 Pro
<b>Illumination</b>			
Color Temperatures	4000K	4000K	4000K
Lumens	15,000 lm	10,000 lm	5,000 lm
Color Consistency	Lunera TruColor™ proprietary process	Lunera TruColor™ proprietary process	Lunera TruColor™ proprietary process
Lumen Maintenance (L85)	50,000+ hours life	50,000+ hours life	50,000+ hours life
<b>Electrical System</b>			
Input Voltage	Driven by magnetic MH ballast	Driven by magnetic MH ballast	Driven by magnetic MH Ballast
Power Consumption	156W	94W	40W
Lamp Wattage Replaced	400W	250W	175W
<b>Physical</b>			
Dimensions (H x W)	9.411" x 8.266"	9.411" x 8.266"	8.572" x 6.125"
Weight	3.75 lbs	3.75 lbs	2.5 lbs
Housing and Finish	Painted	Painted	Painted
Heat Sink Size	8"	8"	6"
<b>Environment</b>			
Ambient Temperature	-40°F to 125°F No lensed fixtures	-40°F to 125°F	-40°F to 125°F
Relative Humidity	15-85%, non-condensing	15-85%, non-condensing	15-85%, non-condensing
<b>Installation</b>			
Spacing Criteria	Fixture dependent	Fixture dependent	Fixture dependent
Socket Type	Fits vertical mount mogul base (E39/EX39) MH socket	Fits vertical mount mogul base (E39/EX39) MH socket	Fits vertical mount mogul base (E39/EX39) MH socket
<b>Certifications &amp; Qualifications</b>			
UL	Approved USA, CAN	Approved USA, CAN	Approved USA, CAN
RoHS Compliant	Contains no lead or mercury	Contains no lead or mercury	Contains no lead or mercury
LM79, LM80, IES Files	Available upon request	Available upon request	Available upon request
<b>Warranty</b>			
Warranty	5 years	5 years	5 years

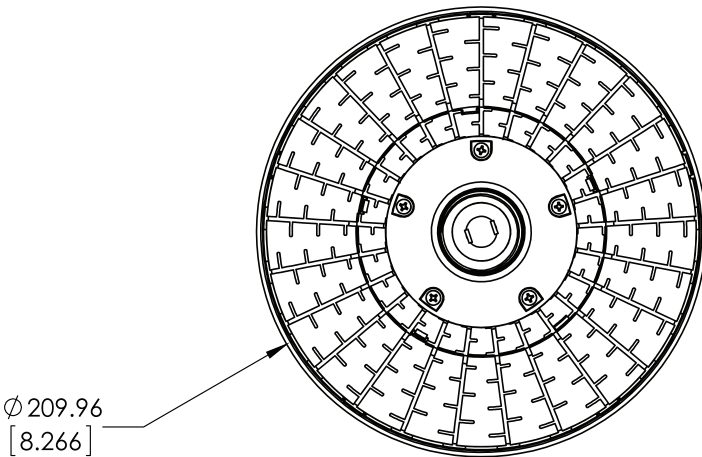
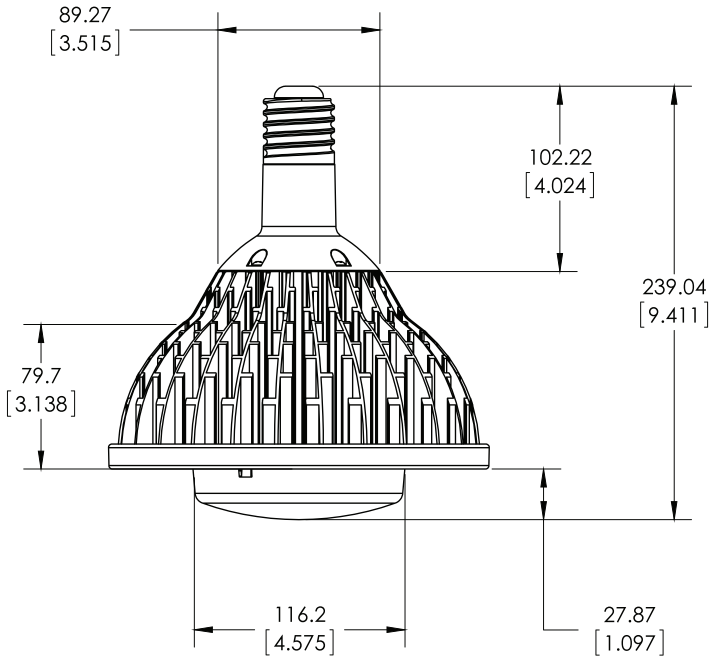
## Junior Line Product Specifications

	400W	250W	175W
<b>Illumination</b>			
Color Temperatures	4000K	4000K	4000K
Lumens	10,000 lm	6,000 lm	2,000 lm
Color Consistency	Lunera TruColor™ proprietary process	Lunera TruColor™ proprietary process	Lunera TruColor™ proprietary process
Lumen Maintenance (L85)	50,000+ hours life	50,000+ hours life	50,000+ hours life
<b>Electrical System</b>			
Input Voltage	Driven by magnetic MH ballast	Driven by magnetic MH ballast	Driven by magnetic MH ballast
Power Consumption	92W	55W	17W
Lamp Wattage Replaced	400W	250W	175W
<b>Physical</b>			
Dimensions (H x W)	9.411" x 8.266"	9.411" x 8.266"	8.572" x 6.125"
Weight	3.75 lbs	3.75 lbs	2.5 lbs
Housing and Finish	Painted	Painted	Painted
Heat Sink Size	8"	8"	6"
<b>Environment</b>			
Ambient Temperature	-40°F to 125°F max 100°F in lensed fixtures	-40°F to 125°F	-40°F to 125°F
Relative Humidity	15-85%, non-condensing	15-85%, non-condensing	15-85%, non-condensing
<b>Installation</b>			
Spacing Criteria	Fixture dependent	Fixture dependent	Fixture dependent
Socket Type	Fits vertical mount mogul base (E39/EX39) MH socket	Fits vertical mount mogul base (E39/EX39) MH socket	Fits vertical mount mogul base (E39/EX39) MH socket
<b>Certifications &amp; Qualifications</b>			
UL	Approved USA, CAN	Approved USA, CAN	Approved USA, CAN
RoHS Compliant	Contains no lead or mercury	Contains no lead or mercury	Contains no lead or mercury
LM79, LM80, IES Files	Available upon request	Available upon request	Available upon request
<b>Warranty</b>			
Warranty	5 years	5 years	5 years

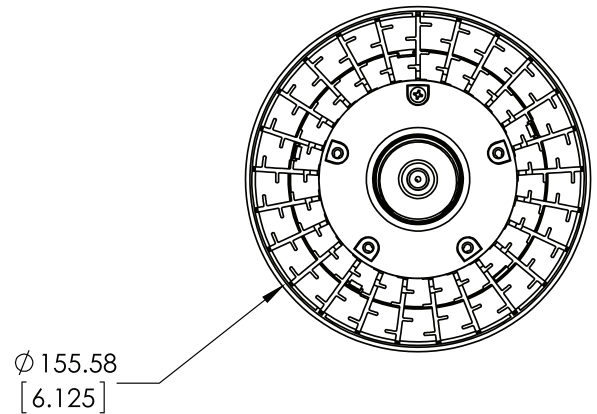
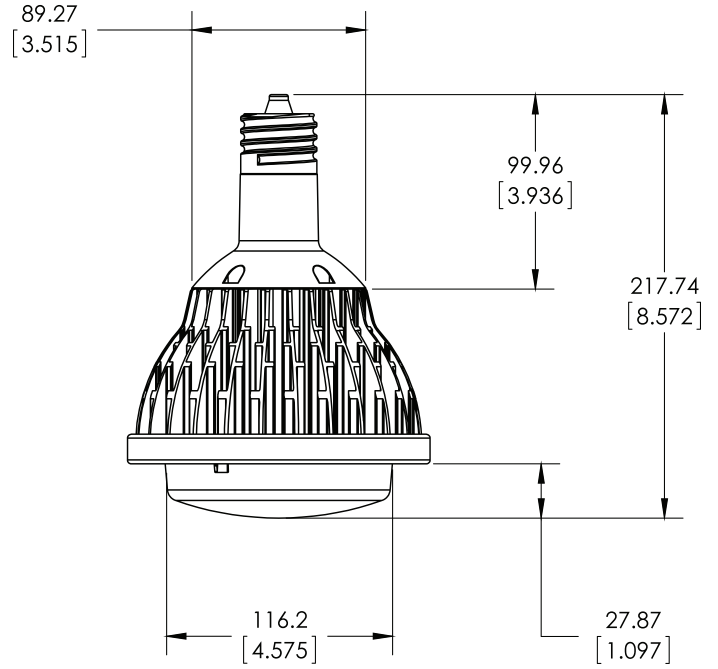
## Product Dimensions

Measurements are rounded up. Dimensions are shown in mm and [inches]. Please contact your Lunera representative for exact dimensions.

### 400W/250W



### 175W



© 2014 Lunera Lighting, Inc. All Rights Reserved. Lunera and the Lunera logo are registered trademarks; Lunera TruColor is trademark of Lunera Lighting, Inc. All other trademarks are the property of their respective owners.

Specifications are subject to change without notice. This document is for informational purposes only.