

LED Dimmable PAR38

50,000 Hours average rated life, 120Volts

Applications:


Ideal for dimmable PAR38 flood and spot applications.

- + Track Lights
- + Recessed Downlights
- + Display Lights




Features and Benefits

- Smooth, uniform dimming from 100% to 0.5%
- Energy Efficient: Up to 80% less energy than halogen alternatives
- Exceeds all industry performance requirements.
- Long life: Designed for 50,000 hours (lasts at least 15 times longer than alternative) 25,000 hour rated life for ENERGY STAR qualified lamps.
- Very Durable: Solid state lighting technology significantly reduces lighting service & maintenance due to robust lighting design. Shatter resistant.
- Very low heat generation – excellent for sensitive display lighting.
- Excellent Color consistency and high color rendering (CRI).
- Available in black and white housings




Specifications

Input Line Voltage:	120 VAC
Input Power	14W, 17W, 19W
Input Line Frequency	50/60HZ
Lamp Life (Rated)	25,000 to 50,000 hrs
Minimum Starting Temp	-20°C
Maximum Operating Temp	40°C
CCT	27K, 30K, 41K, 50K
CRI	85



* For black housing option, add suffix "B" to the end of the item number

Warranties and Certifications:	Item #	Description	Voltage	Wattage	Lumens	LPW	CBCP	Beam Angle	CCT	CRI	Case Quantity	STK/MTO
 5 YEAR WARRANTY	19W PAR38											
	LED19E26P3830KSP	LED 19W PAR38 Spot	120	19	1200	63.2	9691	15	3000	85	12	MTO
	LED19E26P3830KNFL	LED 19W PAR38 Narrow Flood	120	19	1200	63.2	6057	25	3000	85	12	STK
	LED19E26P3830KFL	LED 19W PAR38 Flood	120	19	1200	63.2	2286	40	3000	85	12	STK
	17W PAR38											
	LED17E26P3830KSP	LED 17W PAR38 Spot	120	17	1050	61.8	8480	15	3000	85	12	MTO
	LED17E26P3830KNFL	LED 17W PAR38 Narrow Flood	120	17	1050	61.8	5300	25	3000	85	12	STK
	LED17E26P3830KFL	LED 17W PAR38 Flood	120	17	1050	61.8	2000	40	3000	85	12	STK
	14W PAR38											
LED14E26P3830KSP	LED 14W PAR38 Spot	120	14	850	60.7	6865	15	3000	85	12	MTO	
LED14E26P3830KNFL	LED 14W PAR38 Narrow Flood	120	14	850	60.7	4290	25	3000	85	12	STK	
LED14E26P3830KFL	LED 14W PAR38 Flood	120	14	850	60.7	1619	40	3000	85	12	STK	

MTO = Made to Order – 1 to 2 week delivery. Currently, 15 degree, 4100K and 5000K CCT will be MTO.



PRO

LED Dimmable PAR38 Lamps

* For black housing option, add suffix "B" to the end of the item number MTO = Made to Order - 1 to 2 week delivery. Case quantities only. Currently, 15 degree, 4100K and 5000K CCT will be MTO.

Color Temperatures	Item #	Description	Voltage	Wattage	Lumens	LPW	CBCP	Beam Angle	CCT	CRI	Case Quantity	STK/MTO	
2700K Warm 2700K Cool 	19W PAR38												
	LED19E26P3827KSP	LED 19W PAR38 Spot	120	19	1104	58.1	8916	15	2700	85	12	MTO	
	LED19E26P3827KNFL	LED 19W PAR38 Narrow Flood	120	19	1104	58.1	5573	25	2700	85	12	STK	
	LED19E26P3827KFL	LED 19W PAR38 Flood	120	19	1104	58.1	2103	40	2700	85	12	STK	
	17W PAR38												
	LED17E26P3827KSP	LED 17W PAR38 Spot	120	17	966	56.8	7802	15	2700	85	12	MTO	
	LED17E26P3827KNFL	LED 17W PAR38 Narrow Flood	120	17	966	56.8	4876	25	2700	85	12	STK	
	LED17E26P3827KFL	LED 17W PAR38 Flood	120	17	966	56.8	1840	40	2700	85	12	STK	
	14W PAR38												
	LED14E26P3827KSP	LED 14W PAR38 Spot	120	14	782	55.9	6316	15	2700	85	12	MTO	
	LED14E26P3827KNFL	LED 14W PAR38 Narrow Flood	120	14	782	55.9	3947	25	2700	85	12	STK	
	LED14E26P3827KFL	LED 14W PAR38 Flood	120	14	782	55.9	1490	40	2700	85	12	STK	
3000K Warm 3000K Cool 	19W PAR38												
	LED19E26P3830KSP	LED 19W PAR38 Spot	120	19	1200	63.2	9691	15	3000	85	12	MTO	
	LED19E26P3830KNFL	LED 19W PAR38 Narrow Flood	120	19	1200	63.2	6057	25	3000	85	12	STK	
	LED19E26P3830KFL	LED 19W PAR38 Flood	120	19	1200	63.2	2286	40	3000	85	12	STK	
	17W PAR38												
	LED17E26P3830KSP	LED 17W PAR38 Spot	120	17	1050	61.8	8480	15	3000	85	12	MTO	
	LED17E26P3830KNFL	LED 17W PAR38 Narrow Flood	120	17	1050	61.8	5300	25	3000	85	12	STK	
	LED17E26P3830KFL	LED 17W PAR38 Flood	120	17	1050	61.8	2000	40	3000	85	12	STK	
	14W PAR38												
	LED14E26P3830KSP	LED 14W PAR38 Spot	120	14	850	60.7	6865	15	3000	85	12	MTO	
	LED14E26P3830KNFL	LED 14W PAR38 Narrow Flood	120	14	850	60.7	4290	25	3000	85	12	STK	
	LED14E26P3830KFL	LED 14W PAR38 Flood	120	14	850	60.7	1619	40	3000	85	12	STK	
4100K Warm 4100K Cool 	19W PAR38												
	LED19E26P3841KSP	LED 19W PAR38 Spot	120	19	1272	66.9	10273	15	2700	80	12	MTO	
	LED19E26P3841KNFL	LED 19W PAR38 Narrow Flood	120	19	1272	66.9	6421	25	2700	80	12	MTO	
	LED19E26P3841KFL	LED 19W PAR38 Flood	120	19	1272	66.9	2423	40	2700	80	12	MTO	
	17W PAR38												
	LED17E26P3841KSP	LED 17W PAR38 Spot	120	17	1113	65.5	8989	15	2700	80	12	MTO	
	LED17E26P3841KNFL	LED 17W PAR38 Narrow Flood	120	17	1113	65.5	5618	25	2700	80	12	MTO	
	LED17E26P3841KFL	LED 17W PAR38 Flood	120	17	1113	65.5	2120	40	2700	80	12	MTO	
	14W PAR38												
	LED14E26P3841KSP	LED 14W PAR38 Spot	120	14	901	64.4	7277	15	2700	80	12	MTO	
	LED14E26P3841KNFL	LED 14W PAR38 Narrow Flood	120	14	901	64.4	4548	25	2700	80	12	MTO	
	LED14E26P3841KFL	LED 14W PAR38 Flood	120	14	901	64.4	1716	40	2700	80	12	MTO	
5000K Warm 5000K Cool 	19W PAR38												
	LED19E26P3850KSP	LED 19W PAR38 Spot	120	19	1344	70.7	10854	15	2700	80	12	MTO	
	LED19E26P3850KNFL	LED 19W PAR38 Narrow Flood	120	19	1344	70.7	6784	25	2700	80	12	MTO	
	LED19E26P3850KFL	LED 19W PAR38 Flood	120	19	1344	70.7	2560	40	2700	80	12	MTO	
	17W PAR38												
	LED17E26P3850KSP	LED 17W PAR38 Spot	120	17	1176	69.2	9498	15	2700	80	12	MTO	
	LED17E26P3850KNFL	LED 17W PAR38 Narrow Flood	120	17	1176	69.2	5936	25	2700	80	12	MTO	
	LED17E26P3850KFL	LED 17W PAR38 Flood	120	17	1176	69.2	2240	40	2700	80	12	MTO	
	14W PAR38												
	LED14E26P3850KSP	LED 14W PAR38 Spot	120	14	952	68.0	7689	15	2700	80	12	MTO	
	LED14E26P3850KNFL	LED 14W PAR38 Narrow Flood	120	14	952	68.0	4805	25	2700	80	12	MTO	
	LED14E26P3850KFL	LED 14W PAR38 Flood	120	14	952	68.0	1813	40	2700	80	12	MTO	

CBCP was estimated based on known photometry. Consult www.tcp.com for most current photometry and LM79 data.

